

### CAPS Survey Report

<b>Year:</b>	2019
<b>State:</b>	Kansas
<b>Cooperative Agreement Name:</b>	Walnut Twig Beetle Survey
<b>Cooperative Agreement Number:</b>	USDA-APHIS-10025-PPQFO000-19-0187
<b>Project Funding Period:</b>	March 1, 2019 – April 6, 2020
<b>Project Report:</b>	<b>PPA 7721 Survey Report</b>
<b>Project Document Date:</b>	March 1, 2019 – October 1, 2019
<b>Cooperators Project Coordinator:</b>	Laurinda Ramonda
<b>Name:</b>	Plant Protection and Weed Control
<b>Agency:</b>	Kansas Department of Agriculture
<b>Address:</b>	6531 SE Forbes Avenue, Suite B
<b>City/ Address/ Zip:</b>	Topeka, Kansas 66619
<b>Telephone:</b>	785-564-6698
<b>E-mail:</b>	laurinda.ramonda@ks.gov

Quarterly Report	<input type="checkbox"/>
Semi-Annual Accomplishment Report	<input checked="" type="checkbox"/>
Annual Accomplishment Report	<input type="checkbox"/>

- A. Write a brief narrative of work accomplished. Compare actual accomplishments to objectives established as indicated in the work plan. When the output can be quantified, a computation of cost per unit is required when useful.

Participants: Laurinda Ramonda – provide training, supervision and shipping of samples to lab  
 Taro Eldredge, state entomologist – provide training and supervision  
 Surveyor – Morgan Tribble

- May 13, 2019 – EZ Grant application approved by USDA
- May 28, 2019 – Agreement signed
- June 5, 2019 – Surveyor started installing traps
- June 13, 2019 – All traps installed
- August 13, 2019 – All traps removed

Funding Amount (USDA)	Funding Amount (KDA)	Total Number of Traps	Cost Per Unit
Proposed = \$9,400	Proposed = \$590	Proposed = 44	Proposed = \$227.04
Actual = \$9,400	Actual = \$590	Actual = 44	Actual = \$227.04

1. Survey methodology (trapping protocol):

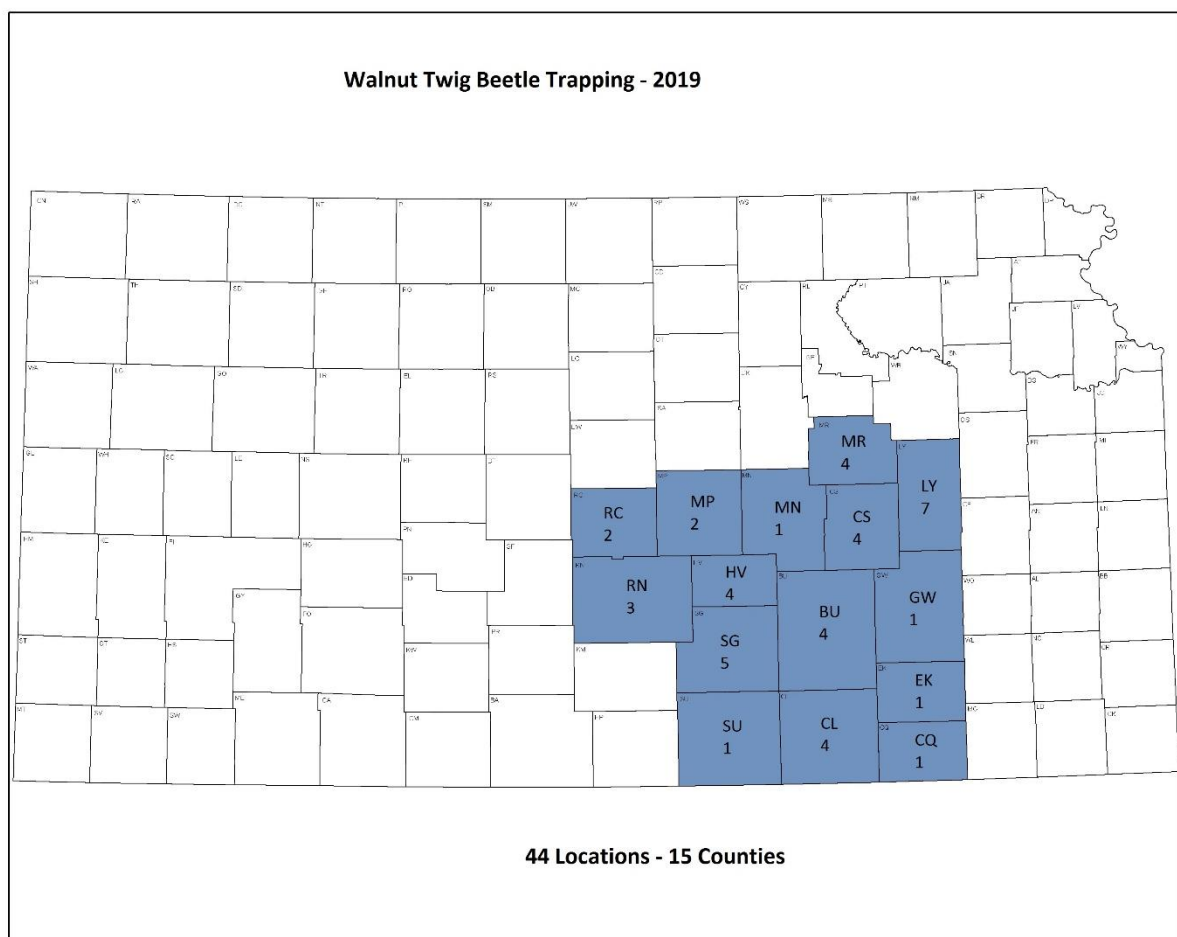
Scientific Name	Common Name	Survey Method	Trap	Lure
<i>Pityophthorus juglandis</i>	walnut twig beetle	Trap	Funnel Trap, dry cup	<i>Pityophthorus juglandis</i>

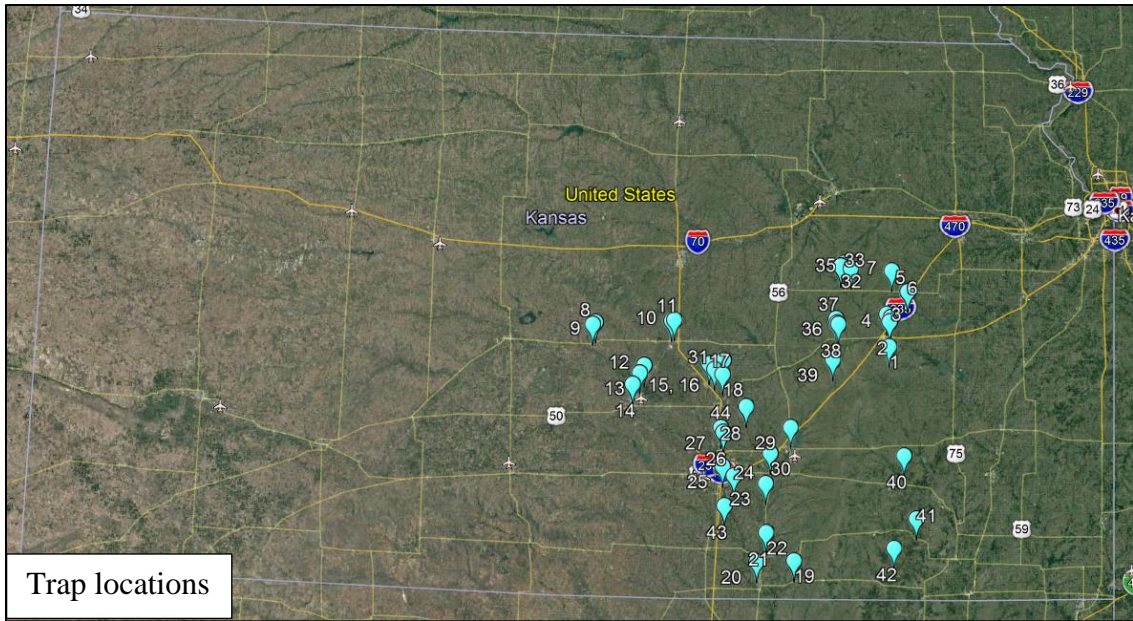
	Proposed	Actual
<b>Sites (Locations):</b>	44	44
<b>Number of Samples:</b>	44	44

	Proposed	Actual
<b>Number of Counties:</b>	15	15
<b>Counties:</b>	Butler, Chase, Chautauqua, Cowley, Elk, Greenwood, Harvey, Lyon, Marion, McPherson, Morris, Reno, Rice, Sedgewick, Sumner	Butler, Chase, Chautauqua, Cowley, Elk, Greenwood, Harvey, Lyon, Marion, McPherson, Morris, Reno, Rice, Sedgewick, Sumner

County	Proposed Number of traps	Actual Number of traps
Butler	4	4
Chase	4	4
Chautauqua	1	1
Cowley	4	4
Elk	1	1

Greenwood	1	1
Harvey	4	4
Lyon	7	7
Marion	1	1
McPherson	2	2
Morris	4	4
Reno	3	3
Rice	2	2
Sedgwick	5	5
Sumner	1	1
<b>Total</b>	<b>44</b>	<b>44</b>





2. **Survey dates:**

	Proposed	Actual
<b>Survey Dates:</b>	June 2019 to August 2019	June 2019 – August 13, 2019

3. **Benefits and results of survey:**

	Positive	Negative	Total Number
<b>Traps</b>	pending	pending	pending

4. **Database submissions:**

- Submitted after results from identification and screening


B. If appropriate, explain why objectives were not met.\*

C. Where appropriate, explain any cost overruns or unobligated funds in excess of \$1,000.  
\*

---

*\*indicates information is required per 7 CFR 3016.40 and 7 CFR 3019.51*

Approved and signed by

  
\_\_\_\_\_  
**Cooperator**

**Date:** 9/6/2019

\_\_\_\_\_  
**ADODR**

**Date:** \_\_\_\_\_