

Annual Noxious Weed Eradication Progress Report 2021



as required by KSA 2-1316

Coffey County Noxious Weed Dept

RECEIVED
MAR 25 2022
Plant Protection

Noxious Weed Supervisor:

Todd Bemis

Noxious Weed Department Personnel

| Name | Job Title | % Time Spent on Noxious Weeds | Weed Director Salary |
|----------------|---------------------|-------------------------------|----------------------|
| Bemis Todd | Director | 60% | [REDACTED] |
| Brandee Clark | Office Manager | 75% | |
| Cooper Harred | Summer Help | 50% | |
| Lincoln Stukey | Chemical Applicator | 75% | |
| Todd Serl | Chemical Applicator | 75% | |

Financial Summary - Noxious Weed Fund

Amount

| | |
|-----------------------------------|------------------|
| Mil levy for 2021 | 0.673 |
| County valuation for 2021 | \$622,680,986.00 |
| Beginning Budget Balance for 2021 | \$640,000.00 |

Revenues

| | | |
|----------------------|--------------|---------------------|
| Appropriation | \$377,915.47 | |
| Chemical Sale | \$198,322.79 | |
| Total Revenue | | \$576,238.26 |

Expenditures

| | | |
|---------------------------|--------------|---------------------|
| Commodities | \$461,289.10 | |
| Contractual Services | \$11,317.75 | |
| Personnel Services | \$197,841.56 | |
| Total Expenditures | | \$670,448.41 |

Ending Budget Balance \$0.00

Carryover to next year's budget for 2021 to 2022 \$17,874.38

Capital Outlay Fund

Amount

| | |
|-------------------|--------------|
| Beginning Balance | \$297,251.60 |
| Receipts | \$100,000.00 |
| Expenditures | \$0.00 |

Ending Balance \$397,251.60

* Includes

| | |
|----------------------|-----------|
| Labor KDOT | \$1700.66 |
| Equip KDOT | \$4335.00 |
| Red Rental Sprayer | \$450.00 |
| White Rental Sprayer | \$330.00 |

Noxious Weed Survey Worksheet

Coffey County Noxious Weed Dept

2021 ★

| Field Bindweed | January | February | March | April | May | June | July | August | September | October | November | December | Totals |
|-------------------------------|---------|----------|-------|-------|-----|------|------|-----------|-----------|---------|----------|----------|-----------|
| County | | | | | | | | 34 | 12 | | | | 46 |
| Private CRP | | | | | | | | 1 | | | | | 1 |
| Private Pasture | | | | | | | | 29 | 15 | | | | 44 |
| Private ROW | | | | | | | | 1 | | | | | 1 |
| Total Acreage Infested | | | | | | | | 65 | 27 | | | | 92 |

| | Total Acreage Infested | Acres Surveyed | County Acres | Estimated Acreage | Weed Director's Adjustment | Acreage After Adjustment | Note |
|-------------------------------|------------------------|----------------|--------------------------------|-------------------|----------------------------|--------------------------|------|
| City | | | | 0.0 | 120.0 | 120.0 | |
| County | 46.0 | 6400 | 414720 | 2980.8 | -1730.8 | 1250.0 | |
| Federal | | | | 0.0 | 120.0 | 120.0 | |
| Private Corn | | | | 0.0 | 100.0 | 100.0 | |
| Private CRP | 1.0 | | | 64.8 | 15.2 | 80.0 | |
| Private Fallow | | | | 0.0 | 30.0 | 30.0 | |
| Private Other | | | | 0.0 | 70.0 | 70.0 | |
| Private Pasture | 44.0 | | | 2851.2 | -2401.2 | 450.0 | |
| Private ROW | 1.0 | | | 64.8 | 0.0 | 64.8 | |
| Private Soybean | | | | 0.0 | 1000.0 | 1000.0 | |
| Private Wheat | | | | 0.0 | 100.0 | 100.0 | |
| State | | | | 0.0 | 60.0 | 60.0 | |
| Total Acreage Infested | 92.0 | | Total Estimated Acreage | 5961.6 | -2516.8 | 3444.8 | |

Noxious Weed Survey Worksheet

Coffey County Noxious Weed Dept

2021 ★

| | January | February | March | April | May | June | July | August | September | October | November | December | Totals |
|-------------------------------|---------|----------|-------|-------|-----|------|------|-----------|-----------|---------|----------|----------|-----------|
| Johnsongrass | | | | | | | | | | | | | |
| County | | | | | | | | 19 | 4 | | | | 23 |
| Private Pasture | | | | | | | | 54 | 14 | | | | 68 |
| Private ROW | | | | | | | | 1 | | | | | 1 |
| Total Acreage Infested | | | | | | | | 74 | 18 | | | | 92 |

| | Total Acreage Infested | Acres Surveyed | County Acres | Estimated Acreage | Weed Director's Adjustment | Acreage After Adjustment | Note |
|-----------------------|------------------------|----------------|--------------------------------|-------------------|----------------------------|--------------------------|------|
| | | | | | | | |
| City | | | | 0.0 | 10.0 | 10.0 | |
| County | 23.0 | | | 1490.4 | -1140.4 | 350.0 | |
| Federal | | | | 0.0 | 1500.0 | 1500.0 | |
| Private Corn | | | | 0.0 | 600.0 | 600.0 | |
| Private CRP | | | | 0.0 | 40.0 | 40.0 | |
| Private Grain Sorghum | | | | 0.0 | 150.0 | 150.0 | |
| Private Other | | | | 0.0 | 65.0 | 65.0 | |
| Private Pasture | 68.0 | | | 4406.4 | -4106.4 | 300.0 | |
| Private ROW | 1.0 | | | 64.8 | 0.0 | 64.8 | |
| Private Soybean | | | | 0.0 | 320.0 | 320.0 | |
| Private Wheat | | | | 0.0 | 10.0 | 10.0 | |
| State | | | | 0.0 | 65.0 | 65.0 | |
| | 92.0 | | Total Estimated Acreage | 5961.6 | -2486.8 | 3474.8 | |

Noxious Weed Survey Worksheet

Coffey County Noxious Weed Dept

2021 ★

| | January | February | March | April | May | June | July | August | September | October | November | December | Totals |
|------------------------|---------|----------|-------|-------|-----|------|------|--------|-----------|---------|----------|----------|--------|
| Musk Thistle | | | | | | | | 1 | | | | | 1 |
| County | | | | | | | | 11 | | | | | 11 |
| Private Pasture | | | | | | | | 12 | | | | | 12 |
| Total Acreage Infested | | | | | | | | | | | | | 12 |

| | Total Acreage Infested | Acres Surveyed | County Acres | Estimated Acreage | Weed Director's Adjustment | Acreage After Adjustment | Note |
|------------------------|------------------------|-------------------------|--------------|-------------------|----------------------------|--------------------------|------|
| City | | 6400 | 414720 | 0.0 | 2.0 | 2.0 | |
| County | 1.0 | | | 64.8 | 335.2 | 400.0 | |
| Private CRP | | | | 0.0 | 100.0 | 100.0 | |
| Private Pasture | 11.0 | | | 712.8 | 3487.2 | 4200.0 | |
| State | | | | 0.0 | 10.0 | 10.0 | |
| Total Acreage Infested | | Total Estimated Acreage | | 777.6 | 3934.4 | 4712.0 | |

Noxious Weed Survey Worksheet

Coffey County Noxious Weed Dept

2021 ★

| Surveyee | January | February | March | April | May | June | July | August | September | October | November | December | Totals |
|-------------------------------|---------|----------|-------|-------|-----|------|------|-----------|-----------|---------|----------|----------|------------|
| County | | | | | | | | 14 | 8 | | | | 22 |
| Private Pasture | | | | | | | | 70 | 33 | | | | 103 |
| Private ROW | | | | | | | | 1 | | | | | 1 |
| Total Acreage Infested | | | | | | | | 85 | 41 | | | | 126 |

| County | Total Acreage Infested | Acres Surveyed | County Acres | Estimated Acreage | Weed Director's Adjustment | Acreage After Adjustment | Note |
|-----------------|------------------------|----------------|-------------------------|-------------------|----------------------------|--------------------------|------|
| | | | | | | | |
| County | 22.0 | 6400 | 414720 | 1425.6 | 0.0 | 1425.6 | |
| Federal | | | | 0.0 | 2000.0 | 2000.0 | |
| Private CRP | | | | 0.0 | 1600.0 | 1600.0 | |
| Private Other | | | | 0.0 | 130.0 | 130.0 | |
| Private Pasture | 103.0 | | | 6674.4 | 8390.4 | 15064.8 | |
| Private ROW | 1.0 | | | 64.8 | 0.0 | 64.8 | |
| State | | | | 0.0 | 40.0 | 40.0 | |
| | 126.0 | | Total Estimated Acreage | 8164.8 | 12160.4 | 20325.2 | |

Annual Noxious Weed Eradication Progress Report

2021 ★

Treatment Summary

Coffey County Noxious Weed Dept

Acres Treated

| Noxious Weed | Private | County | Township | State | Federal | City | Cost Share | Total |
|-------------------|---------|--------|----------|-------|---------|-------|------------|---------|
| Common Teasel | 10 | 32.8 | | 101.6 | | | | 144.4 |
| Field Bindweed | 4620 | 366.9 | | | | 110.7 | | 5097.6 |
| Johnsongrass | 210.4 | 144 | | 16 | | | | 370.4 |
| Musk Thistle | 2366.4 | 307.2 | | 16 | | | | 2689.6 |
| Other | 8 | 72 | | | | 32 | | 112 |
| Sericea Lespedeza | 34693.3 | 504.1 | | 8 | | 120 | | 35325.4 |
| Totals | 41908.1 | 1427 | | 141.6 | | 262.7 | | 43739.4 |

Acres Treated on Private Land sub-section

| Noxious Weed | Wheat | Corn | Soybean | Grain | CRP | Pasture | Other | Fallow | Non-Ag | Total |
|-------------------|-------|------|---------|-------|-------|---------|-------|--------|--------|---------|
| Common Teasel | | | | | | 10 | | | | 10 |
| Field Bindweed | | | | | 16 | 4480.5 | 123.5 | | | 4620 |
| Johnsongrass | | | | | | 197.1 | 13.3 | | | 210.4 |
| Musk Thistle | | | | | | 1956.4 | | | | 1956.4 |
| Other | | | | | | | 8 | | | 8 |
| Sericea Lespedeza | | | | | 634.7 | 33730.6 | | | | 34365.3 |
| Totals | | | | | 650.7 | 40374.6 | 144.8 | | | 41170.1 |

Annual Noxious Weed Eradication Progress Report

Coffey County Noxious Weed Dept

2021 ★

Common Teasel

| | January | February | March | April | May | June | July | August | September | October | November | December: | Totals |
|---------------------------------|---------|----------|-------|-------|-----|-------|------|--------|-----------|---------|----------|-----------|--------|
| Enforcement | | | | | | | | | | | | | 0 |
| Warning Notice | | | | | | | | | | | | | 0 |
| Legal Notice | | | | | | | | | | | | | 0 |
| Court Cases | | | | | | | | | | | | | 0 |
| Diversion Agreements | | | | | | | | | | | | | 0 |
| Acreage Treated | | | | | | | | | | | | | Totals |
| County | | | | 8.0 | | 24.8 | | | | | | | 32.8 |
| Private Pasture | | | | | | 85.6 | 8.0 | | 10.0 | | | | 10.0 |
| State | | | | | | | | | 8.0 | | | | 8.0 |
| | | | | 8.0 | | 110.4 | 8.0 | | 18.0 | | | | 144.4 |
| Total Acreage | | | | 8.0 | | 110.4 | 8.0 | | 18.0 | | | | 144.4 |
| Approved Herbicides and Methods | | | | | | | | | | | | | Totals |
| 2,4 D AMINE | | | | | | | | | 10.0 | | | | 10.0 |
| Milestone + 2,4-D | | | | | | 110.4 | 8.0 | | 8.0 | | | | 134.4 |
| Total Acreage | | | | 8.0 | | 110.4 | 8.0 | | 18.0 | | | | 144.4 |

Annual Noxious Weed Eradication Progress Report

Coffey County Noxious Weed Dept

2021 

Field Bindweed

| | January | February | March | April | May | June | July | August | September | October | November | December: | Totals |
|---------------------------------|---------|----------|-------|--------|-------|-------|-------|--------|-----------|---------|----------|-----------|--------|
| Enforcement | | | | | | | | | | | | | 0 |
| Warning Notice | | | | | | | | | | | | | 0 |
| Legal Notice | | | | | | | | | | | | | 0 |
| Court Cases | | | | | | | | | | | | | 0 |
| Diversion Agreements | | | | | | | | | | | | | 0 |
| <hr/> | | | | | | | | | | | | | |
| Acreage Treated | January | February | March | April | May | June | July | August | September | October | November | December: | Totals |
| City | | | | 26.7 | | | 20.0 | 64.0 | | | | | 110.7 |
| County | | | | 38.9 | 24.0 | 51.2 | 51.2 | 111.2 | 90.4 | | | | 366.9 |
| Private CRP | | | | | | | | | | | | 16.0 | 16.0 |
| Private Other | 6.7 | | | 60.1 | 16.7 | 10.0 | 20.0 | | 10.0 | | | | 123.5 |
| Private Pasture | | | 6.7 | 987.1 | 820.0 | 872.0 | 190.0 | 810.0 | 518.0 | 20.0 | 240.0 | | 4480.5 |
| Total Acreage | 6.7 | 6.7 | 16.7 | 1112.8 | 860.7 | 933.2 | 281.2 | 985.2 | 618.4 | 20.0 | 256.0 | | 5097.6 |
| <hr/> | | | | | | | | | | | | | |
| Approved Herbicides and Methods | January | February | March | April | May | June | July | August | September | October | November | December: | Totals |
| 2-4 D Amine | | | | 10.0 | 710.0 | 830.0 | 850.0 | 230.0 | 810.0 | 480.0 | 20.0 | 240.0 | 4180.0 |
| MILESTONE | | | | | | | | 64.0 | 8.0 | | | 16.0 | 88.0 |
| Milestone + 2,4-D | | | | | 25.6 | 24.0 | 51.2 | 51.2 | 111.2 | 90.4 | | | 353.6 |
| PLATEAU | | | | | | 32.0 | | | | | | | 32.0 |
| ROUNDUP | 6.7 | 6.7 | 6.7 | 377.2 | 6.7 | | | | | | | | 404.0 |
| TORDON | | | | | | | | | | 40.0 | | | 40.0 |
| Total Acreage | 6.7 | 6.7 | 16.7 | 1112.8 | 860.7 | 933.2 | 281.2 | 985.2 | 618.4 | 20.0 | 256.0 | | 5097.6 |

Annual Noxious Weed Eradication Progress Report

Coffey County Noxious Weed Dept

2021 ★

Johnsongrass

| | January | February | March | April | May | June | July | August | September | October | November | December: | Totals |
|----------------------|---------|----------|-------|-------|-----|------|------|--------|-----------|---------|----------|-----------|--------|
| Enforcement | | | | | | | | | | | | | 0 |
| Warning Notice | | | | | | | | | | | | | 0 |
| Legal Notice | | | | | | | | | | | | | 0 |
| Court Cases | | | | | | | | | | | | | 0 |
| Diversion Agreements | | | | | | | | | | | | | 0 |

| Acreage Treated | January | February | March | April | May | June | July | August | September | October | November | December: | Totals |
|-----------------|---------|----------|-------|-------|-----|------|------|--------|-----------|---------|----------|-----------|--------|
| County | | | | | | | 96.0 | 24.0 | 24.0 | | | | 144.0 |
| Private Other | | | 13.3 | | | | | | | | | | 13.3 |
| Private Pasture | | | | 100.1 | 1.0 | 64.0 | | 16.0 | 16.0 | | | | 197.1 |
| State | | | | | | | | 16.0 | | | | | 16.0 |
| Total Acreage | | | 13.3 | 100.1 | 1.0 | 64.0 | 96.0 | 56.0 | 40.0 | | | | 370.4 |

| Approved Herbicides and Methods | January | February | March | April | May | June | July | August | September | October | November | December: | Totals |
|---------------------------------|---------|----------|-------|-------|-------|------|------|--------|-----------|---------|----------|-----------|--------|
| Glyphosate | | | | 13.3 | 100.1 | | | | | | | | 113.4 |
| Imazapic | | | | | | 64.0 | 96.0 | 56.0 | 40.0 | | | | 256.0 |
| Imazapyr | | | | | 1.0 | | | | | | | | 1.0 |
| Total Acreage | | | 13.3 | 100.1 | 1.0 | 64.0 | 96.0 | 56.0 | 40.0 | | | | 370.4 |

Annual Noxious Weed Eradication Progress Report

Coffey County Noxious Weed Dept

2021 ★

Musk Thistle

| | January | February | March | April | May | June | July | August | September | October | November | December: | Totals |
|---------------------------------|---------|----------|-------|-------|--------|-------|-------|--------|-----------|---------|----------|-----------|--------|
| Enforcement | | | | | | | | | | | | | 0 |
| Warning Notice | | | | | | | | | | | | | 0 |
| Legal Notice | | | | | | | | | | | | | 0 |
| Court Cases | | | | | | | | | | | | | 0 |
| Diversion Agreements | | | | | | | | | | | | | 0 |
| Acreage Treated | January | February | March | April | May | June | July | August | September | October | November | December: | Totals |
| County | | | | 100.0 | 60.0 | 99.2 | | | | 32.0 | 16.0 | | 307.2 |
| Private | | | | | | | 210.0 | 200.0 | | | | | 410.0 |
| Private Pasture | | 166.4 | 210.0 | 20.0 | 1140.0 | 100.0 | 120.0 | 90.0 | | | 100.0 | 10.0 | 1956.4 |
| State | | | | | | 16.0 | | | | | | | 16.0 |
| Total Acreage | | 166.4 | 210.0 | 120.0 | 1200.0 | 215.2 | 330.0 | 290.0 | | 32.0 | 116.0 | 10.0 | 2689.6 |
| Approved Herbicides and Methods | January | February | March | April | May | June | July | August | September | October | November | December: | Totals |
| 2-4 D AMINE | | | 10.0 | 20.0 | 400.0 | 30.0 | 290.0 | | | | | | 750.0 |
| MILESTONE | | 6.4 | | | | | | | | | | | 6.4 |
| Milestone + 2,4-D | | | | 100.0 | 60.0 | 115.2 | | | | 32.0 | 16.0 | | 323.2 |
| TORDON | | 160.0 | 200.0 | 0.0 | 340.0 | 70.0 | 40.0 | 90.0 | | | 100.0 | 10.0 | 1010.0 |
| TORDON + 2-4 D | | | | | 400.0 | | | 200.0 | | | | | 600.0 |
| Total Acreage | | 166.4 | 210.0 | 120.0 | 1200.0 | 215.2 | 330.0 | 290.0 | | 32.0 | 116.0 | 10.0 | 2689.6 |

Annual Noxious Weed Eradication Progress Report

Coffey County Noxious Weed Dept

2021 ★

Other

| | January | February | March | April | May | June | July | August | September | October | November | December: | Totals |
|---------------------------------|---------|----------|-------|-------|-----|------|------|--------|-----------|---------|----------|-----------|--------|
| Enforcement | | | | | | | | | | | | | 0 |
| Warning Notice | | | | | | | | | | | | | 0 |
| Legal Notice | | | | | | | | | | | | | 0 |
| Court Cases | | | | | | | | | | | | | 0 |
| Diversion Agreements | | | | | | | | | | | | | 0 |
| Acreage Treated | | | | | | | | | | | | | Totals |
| City | | | | | | | | | | | | | 32.0 |
| County | | | | | | 0.0 | | 40.0 | | | | | 72.0 |
| Private Other | | | | | | 8.0 | | | | | | | 8.0 |
| Total Acreage | | | | | | 8.0 | | 40.0 | | | | | 32.0 |
| Approved Herbicides and Methods | | | | | | | | | | | | | Totals |
| Elite Splendor dye | | | | | | 0.0 | | | | | | | 0.0 |
| PASTUREGARD | | | | | | 8.0 | | 40.0 | | | | | 32.0 |
| Total Acreage | | | | | | 8.0 | | 40.0 | | | | | 32.0 |
| | | | | | | | | | | | | | 112.0 |

Annual Noxious Weed Eradication Progress Report

Coffey County Noxious Weed Dept

2021 ★

Sericea Lespedeza

| | January | February | March | April | May | June | July | August | September | October | November | December: | Totals |
|---------------------------------|---------|----------|-------|--------|--------|---------|--------|--------|-----------|---------|----------|-----------|---------|
| Enforcement | | | | | | | | | | | | | 0 |
| Warning Notice | | | | | | | | | | | | | 0 |
| Legal Notice | | | | | | | | | | | | | 0 |
| Court Cases | | | | | | | | | | | | | 0 |
| Diversion Agreements | | | | | | | | | | | | | 0 |
| Acreage Treated | January | February | March | April | May | June | July | August | September | October | November | December: | Totals |
| City | | | | 32.0 | | | 32.0 | 56.0 | | | | | 120.0 |
| County | | | | | | | 82.7 | 216.0 | 189.4 | 16.0 | | | 504.1 |
| Private | | | | | | | 328.0 | | | | | | 328.0 |
| Private CRP | | | 32.0 | | | 40.0 | 530.7 | 32.0 | | | | | 634.7 |
| Private Pasture | | | 10.7 | 1015.9 | 4376.0 | 10432.1 | 3959.9 | 8682.0 | 4154.7 | 32.7 | 821.3 | 245.3 | 33730.6 |
| State | | | | | | | | 8.0 | | | | | 8.0 |
| Total Acreage | | | 42.7 | 1047.9 | 4376.0 | 10472.1 | 4933.3 | 8994.0 | 4344.1 | 48.7 | 821.3 | 245.3 | 35325.4 |
| Approved Herbicides and Methods | January | February | March | April | May | June | July | August | September | October | November | December: | Totals |
| ESCORT + 2-4 D | | | | | | | | 784.0 | | | | | 784.0 |
| ESCORT XP | | | | 8.0 | 832.0 | 1568.0 | 1496.0 | 4810.0 | 3448.0 | 11.4 | | | 12173.4 |
| PASTUREGARD | | | 32.0 | 1008.0 | 2432.0 | 5512.0 | 3080.0 | 2712.0 | 568.0 | 16.0 | | | 16160.0 |
| Rental Sprayer | | | | | | | 0.0 | 0.0 | | | | | 0.0 |
| TRICLOPYR (GARLON, REMEDY) | | | 10.7 | 31.9 | 1040.0 | 3392.1 | 269.3 | 616.0 | 328.1 | 21.3 | 21.3 | 5.3 | 5736.0 |
| TRICLOPYR + 2-4 D (CROSSBOW) | | | | | 72.0 | | 88.0 | 72.0 | | | | | 472.0 |
| Total Acreage | | | 42.7 | 1047.9 | 4376.0 | 10472.1 | 4933.3 | 8994.0 | 4344.1 | 48.7 | 821.3 | 245.3 | 35325.4 |

Annual Noxious Weed Eradication Progress Report

Coffey County Noxious Weed Dept

Year
2021 ★

Estimated Acreage of Noxious Weeds

| Noxious Weed | Private | County | Township | State | Federal | City | Total |
|-------------------|----------------|---------------|----------|--------------|---------------|--------------|----------------|
| Field Bindweed | 1894.8 | 1250.0 | | 60.0 | 120.0 | 120.0 | 3444.8 |
| Johnsongrass | 1549.8 | 350.0 | | 65.0 | 1500.0 | 10.0 | 3474.8 |
| Musk Thistle | 4300.0 | 400.0 | | 10.0 | | 2.0 | 4712.0 |
| Sericea Lespedeza | 16859.6 | 1425.6 | | 40.0 | 2000.0 | | 20325.2 |
| Totals | 24604.2 | 3425.6 | | 175.0 | 3620.0 | 132.0 | 31956.8 |

Estimated Acreage of Noxious Weed on Private Land sub-section

| Noxious Weed | Wheat | Corn | Soybean | Grain | CRP | Pasture | Other | Fallow | Non-Ag | Total |
|-------------------|--------------|--------------|---------------|--------------|---------------|----------------|--------------|-------------|--------|----------------|
| Field Bindweed | 100.0 | 100.0 | 1000.0 | | 80.0 | 450.0 | 70.0 | 30.0 | | 1894.8 |
| Johnsongrass | 10.0 | 600.0 | 320.0 | 150.0 | 40.0 | 300.0 | 65.0 | | | 1549.8 |
| Musk Thistle | | | | | 100.0 | 4200.0 | | | | 4300.0 |
| Sericea Lespedeza | | | | | 1600.0 | 15064.8 | 130.0 | | | 16859.6 |
| Totals | 110.0 | 700.0 | 1320.0 | 150.0 | 1820.0 | 20014.8 | 265.0 | 30.0 | | 24604.2 |

Weeds declared Noxious by the County: Multiflora Rose Bull Thistle

Herbicide Disbursement Summary

| Chemical | Purchase Price | Cost Share Price | Total Disbursed |
|------------------------|----------------|------------------|-----------------|
| 2-4 D | \$13.70 | \$12.00 | 1378.250 gal |
| 2-4 D Amine | \$14.40 | \$10.80 | 745.000 gal |
| AMINOPYRALID | \$270.00 | \$202.50 | 35.000 gal |
| AMINOPYRALID | \$80.00 | \$60.00 | 4.000 qt |
| Blue Dye | \$37.00 | \$37.00 | 2.000 gal |
| GLYPHOSATE | \$16.00 | \$12.00 | 205.000 gal |
| IMAZAPIC | \$120.00 | \$90.00 | 18.000 gal |
| IMAZAPYR | \$40.00 | \$30.00 | 1.000 qt |
| METSULFURON METHYL | \$4.00 | \$2.00 | 13648.000 oz |
| PICLORAM | \$46.40 | \$34.80 | 340.000 gal |
| SURFACTANT | \$12.84 | \$0.00 | 82.500 gal |
| TRICLOPYR | \$56.38 | \$23.83 | 1138.500 gal |
| TRICLOPYR & FLUROXYPYR | \$94.00 | \$47.00 | 2122.000 gal |

Enforcement Summary

| | | | | | |
|-----------------|--|----------------------|--|-------------------------|--|
| Warning Notices | | Diversion Agreements | | Demonstration Plots | |
| Legal Notices | | Accounts to Tax Roll | | Feed and Hay Inspection | |
| Court Cases | | Meetings Sponsored | | Publish General Notice | |

Enforcement Comments:

We certify this is a correct copy of the Coffey County Noxious Weed Dept Program for 2021




We certify that Todd Bemis is employed as Coffey County Noxious Weed Dept Director for 2022


Chairman, Board of County Commissioners

County Commissioner

County Commissioner

3-14-22
Date
3-14-22
Date
3-21-22
Date


County Commissioner

County Commissioner

County Noxious Weed Director

03/21/22
Date

Date

Date