

MINUTES OF THE STATE CONSERVATION COMMISSION

1. The State Conservation Commission meeting was called to order by Rod Vorhees, Chairman and Area V Commissioner at 2:08 a.m., Sunday, November 21, 2010 at the Airport Hilton Hotel, Wichita, Kansas.

2. ATTENDANCE:

Elected Commissioners:

Ted Nighswonger, Area I Commissioner
Andy Larson, Area II Commissioner
Brad Shogren, Area III Commissioner
John Wunder, Area IV Commissioner, Vice-Chairman
Rod Vorhees, Area V Commissioner, Chairman

Ex-Officio & Appointed Members:

Eric Banks, USDA, Natural Resources Conservation Service
Dan Devlin, Professor, Water Quality, Agronomy, Kansas State University

Staff:

Greg Foley, Executive Director
Scott Carlson, Assistant Director
Max Foster, Fiscal Administrator
Hakim Saadi, Watershed Programs Manager
Steve Frost, Water Conservation Programs Manager
Rob Reschke, Riparian Coordinator
Dee Turner, CD Program Coordinator
Donna Meader, Program Consultant

Guest:

Herb Graves, State Association of Kansas Watersheds
David Traster, Attorney, Foulston Siefkin, LLP
Chris Grunewald, Assistant Attorney General
Larry Biles, Kansas Forestry Service

SCC MEETING MINUTES

November 21, 2010

Page 2

3. APPROVAL OF AGENDA:

Motion by Brad Shogren to approve the agenda as presented. Seconded by Andy Larson. Motion carried.

4. APPROVAL OF MINUTES:

Motion by Ted Nighswonger to approve the September 13, 2010 minutes as mailed. Seconded by John Wunder. Motion carried.

5. COMMENTS FROM GUESTS:

Herb Graves, State Association of Kansas Watersheds
David Traster, Attorney, Foulston Siefkin, LLP
Chris Grunwald, Assistant Attorney General
Larry Biles, Kansas State Forester

6. FINANCIAL REPORT:

a. Review of the first quarter of FY 2011 financial report – Max Foster. See Attachment A.

Motion by Brad Shogren to approve the FY 2011 first quarter financial report. Seconded by Andy Larson. Motion carried.

7. COMMUNICATIONS AND ANNOUNCEMENTS:

a. SCC 2010 Annual Report.

b. Performance Audit Report from Legislative Post Audit.

Motion by Andy Larson to move into executive session at 2:30 p.m. and to reconvene at 3:00 p.m. to discuss pending litigation. Seconded by Brad Shogren. Motion carried.

Motion by Ted Nighswonger to move into executive session at 3:01 p.m. and to reconvene at 3:31 p.m. to discuss pending litigation. Seconded by Brad Shogren. Motion carried.

Motion by Brad Shogren to move into executive session at 3:33 p.m. to reconvene 3:40 p.m. to discuss pending litigation. Seconded by Ted Nighswonger. Motion carried.

8. UNFINISHED BUSINESS:

a. Review KACD Convention roles and responsibilities for commissioners and staff.

b. Discuss KACD Breakout Sessions and committee meetings.

SCC MEETING MINUTES

November 21, 2010

Page 3

- c. Review cost-share encumbrance policy for FY 2011 and SMART system update - Greg Foley.

Motion by Ted Nighswonger to only encumber FY 2011 Riparian and Wetland Program – Streambank Stabilization Projects and Non-Point Source Pollution Program – Livestock Waste System applications. Seconded by Brad Shogren. Motion carried.

- d. Review first quarter progress on the Natural Resources Conservation Service (NRCS) Technical Assistance Agreement implementation activities – Rob Reschke. See Attachment B.
- e. Review the Performance Post Audit Report by Legislative Post Audit – Greg Foley.
- f. Overview of the Budget Appeal – Greg Foley.

9. NEW BUSINESS:

- a. Review the 2011 Spring Workshops dates and locations – Scott Carlson.
- b. Overview of the FY 2011 State Conservation Commission budget – Max Foster / Greg Foley.
- c. Authorize Staff travel.
- d. Briefing on Water Supply Restoration Program (WSRP), Mission Lake, Washington County RWD #1, Augusta City Lake and Osage City Lake updates – Greg Foley / Hakim Saadi. See Attachment C.
- e. Review of 2010 KACD resolutions – Scott Carlson
- f. Briefing from Attorney General's Office on outstanding litigation.
- g. Approve Land Reclamation Program annual award – Scott Carlson.

10. REPORTS:

- a. Agency Reports:
 - i. NRCS – Eric Banks. See Attachment D.
 - ii. Kansas State University Extension – Dan Devlin.
 - 1) Kansas State University still has no Agriculture Dean selected.
 - 2) He has been selected as the Kansas Water Resource Institute (KWIR) Kansas Agricultural Resources and the Environment Director.

SCC MEETING MINUTES

November 21, 2010

Page 4

- 3) Cheney Lake reservoir study.
- 4) Reservoir Sedimentation study nearly complete.
- 5) Bio-Defense facility groundbreaking has occurred.

b. Staff Reports:

- i. Greg Foley, Executive Director – Gave updates on 1) the Technical Service Provider contract for the Streambank Stabilization Designs and proposal to partner with the Kansas Forest Service and 2) Overview on the Dam Bill.

Motion by Brad Shogren for SCC staff to pursue and to endorse the adoption of bills that allows: 1) Development of the Private Dam Rehabilitation Act, 2) Navigable Waters Easement access and 3) Future revisions of House Bill 2428 that allows 100% cost-share on Streambank Stabilization Projects and 4) Multipurpose modification to one Purpose. Seconded by Ted Nighswonger. Motion carried.

- ii. Scott Carlson, Assistant Director – Gave updates on 1) Supervisor Training Program and 2) a report on the National Association of State Conservation Agencies (NASCA) meeting attendance.

c. Commissioner Reports: None.

11. ADJOURN:

The next regular Commission meeting is scheduled for 9:00 a.m. January 18, 2011 at the State Conservation Commission Conference Room Topeka, Kansas.

Motion by John Wunder to adjourn. Seconded by Ted Nighswonger. Motion carried. Meeting adjourned at 6:35 p.m.



Greg A. Foley,
Executive Director

STATE CONSERVATION COMMISSION - FY 2011 QUARTERLY FINANCIAL REPORT
JULY 1, 2010 THROUGH SEPTEMBER 30, 2010

	PROGRAM/FUND	INDEX	Appropriation/ Allocation	Total Expenditures	% of Funds Expended	Funds		% of Committed Funds	Uncommitted Balance
						Committed/			
						Encumbered-Contigent			
1.	STATE GENERAL FUND - 1000								
	a. Office Operations	1010	737,656.05	195,789.60	26.5%	0.00	0.0%	541,866.45	
	b. Hospitality Fund	1014	1,500.00	0.00	0.0%	0.00	0.0%	1,500.00	
	TOTAL - STATE GENERAL FUND		\$739,156.05	\$195,789.60	26.5%	\$0.00	0.0%	\$543,366.45	
2.	STATE WATER PLAN FUND - 1800	1200							
	a. Water Resources Cost-Share								
	(1) CSIMS Cost-Share Assistance		3,148,975.11	466,907.36	14.8%	2,150,851.22	68.3%	531,216.53	
	(2) Office Operations		98,000.00	69,044.14	0.0%	25,216.05	0.0%	3,739.81	
	(3) Reserve Funds		70,145.52	0.00	0.0%	0.00	0.0%	70,145.52	
	WR - TOTAL		3,317,120.63	535,951.50	0.15	2,176,067.27	0.68	605,101.86	
	c. Non Point Source Pollution Control	1210							
	(1) CSIMS Cost-Share Assistance		2,532,934.10	417,844.61	16.5%	1,222,586.29	48.3%	892,503.20	
	(2) Office Operations		50,000.00	10,854.03	21.7%	26,900.00	0.0%	12,245.97	
	(3) NPS/TA-Conservation Technician Positions		155,479.00	92,841.75	59.7%	62,637.25	40.3%	0.00	
	(4) NPS/TA-No Till Conservation Districts		25,000.00	0.00	0.0%	0.00	0.0%	25,000.00	
	(5) Reserve Funds		171,953.71	0.00	0.0%	0.00	0.0%	171,953.71	
	(6) NPS/TA FY 2010 PAYBACKS		0.00	(44,780.18)	0.0%	0.00	0.0%	44,780.18	
	NPS - TOTAL		2,935,366.81	476,760.21	16.2%	1,312,123.54	44.7%	1,146,483.06	
	d. WTAP	1215							
	(1) WTAP Projects		478,607.03	0.00	0.0%	0.00	0.0%	478,607.03	
	(2) Office Operations		86,641.00	16,412.04	18.9%	0.00	0.0%	70,228.96	
	WTAP - TOTAL		565,248.03	16,412.04	2.9%	0.00	0.0%	548,835.99	
	e. Aid to Conservation Districts	1220	2,113,796.00	1,881,242.11	89.0%	0.00	0.0%	232,553.89	
	f. Conservation Reserve Enh Prog (CREP)	1225	1,019,667.62	0.00	0.0%	0.00	0.0%	1,019,667.62	
	g. Watershed Dam Construction	1240							
	(1) Watershed Dam Cost-Share Assistance		409,493.00	0.00	0.0%	310,651.00	75.9%	98,842.00	
	(2) Inundation Mapping		0.00	0.00	0.0%	0.00	0.0%	0.00	
	(3) Rehabilitation		226,892.00	0.00	0.0%	226,892.00	0.0%	0.00	
	(4) Reserve		92,257.11	0.00	0.0%	0.00	0.0%	92,257.11	
	WATERSHED PROGRAM - TOTAL	1240	728,642.11	0.00	0.00	537,543.00	0.76	191,099.11	
	h. KS Water Quality Buffer Initiative-CSIMS Projects	1250	290,187.35	0.00	0.0%	266,847.04	92.0%	23,340.31	
	j. Riparian and Wetland Protection	1260							
	(1) CSIMS-Demonstration Projects		165,144.00	0.00	0.0%	0.00	0.0%	165,144.00	
	(2) Office Operations		0.00	0.00	0.0%	0.00	0.0%	0.00	
	(3) Reserve Funds		46,829.57	0.00	0.0%	0.00	0.0%	46,829.57	
	RW - TOTAL		211,973.57	0.00	0.0%	0.00	0.0%	211,973.57	
	k. Water Supply Restoration Program	1275	656,298.00	0.00	0.0%	283,000.00	0.0%	373,298.00	
	TOTAL - STATE WATER PLAN FUND		\$11,838,300.12	\$2,910,365.86	24.6%	\$4,575,580.85	38.7%	\$4,352,353.41	

STATE CONSERVATION COMMISSION - FY 2011 QUARTERLY FINANCIAL REPORT
JULY 1, 2010 THROUGH SEPTEMBER 30, 2010

CASH CONTROL FUNDS PROGRAM	INDEX	Fee Deposit Accounts	Total Expenditures	% of Funds Expended	Funds		% of Committed Funds	Cash Flow
					Committed/Encumbered-Contingent			
1. LAND RECLAMATION FEE FUND - 2542								
a. Office Operations	2100	113,808.67	26,062.90	22.9%	0.00	0.0%	87,745.77	
b. American Express Credit Card Fund - 9453	9400	256.56	21.00	8.2%	0.00	0.0%	235.56	
Fee fund only expenditures are transfers to LR and credit card monthly fees.								
2. KDWP-Buffer Partnership - 2517	2510	17,328.62	(9,649.19)	-55.7%	83,110.29	479.6%	26,977.81	
3. KDHE/EPA - FEDERAL FUNDS - 3915	(ON THIS ACCOUNT-MONEY IS DEPOSITED AS REPORTS ARE SUBMITTED TO KDHE)				REMAINING BAL TO REQUEST			
a. KDHE/Buffer Partnership (61900)	3730	63,789.47	39,170.09	61.4%	90,000.00	23.0%	24,619.38	
b. KDHE/Buffer Indirect Funds (61900)	3730	29,473.86	990.31	3.4%	10,000.00	23.0%	28,483.55	
b. KDHE/NPS/WRAPS (61600)	3730	669.95	0.00	0.0%	1,064.00	23.0%	669.95	
b. KDHE/NPS Indirect Funds (61600)	3730	0.00	0.00	0.0%	4,500.00	23.0%	0.00	
TOTAL- FEDERAL FUNDS - 3915		93,933.28	40,160.40	42.8%	105,564.00	0.92	53,772.88	
4. NRCS CONTRIBUTION AGREEMENTS - 3715	(ON THIS ACCOUNT-MONEY IS DEPOSITED AS REQUESTED FROM NRCS)				REMAINING BAL TO REQUEST			
a. NRCS/NPS/WQ Conservation Tech (61600)	3820	7,191.52	0.00	0.0%	141,134.09	0.0%	7,191.52	
b. NRCS/RW/WQ EQIP Projects (61700)	3820	5,896.99	0.00	0.0%	148,415.00	0.0%	5,896.99	
c. NRCS/RW//WQ SCCPersonnel Ind (61700)	3820	13,683.09	0.00	0.0%	15,007.19	0.0%	13,683.09	
d. NRCS/RW/WQ Indirect Funds (61700)	3820	7,597.60	0.00	0.0%	34,646.25	0.0%	7,597.60	
TOTAL- NRCS FUNDS - 3917		34,369.20	0.00	0.0%	339,202.53	0.0%	34,369.20	
COOPERATIVE AGREEMENT COMPLETED								
5. CONVERSION FUND - 2429	2000	1,965.75	0.00	0.0%	0.00	0.0%	1,965.75	
6. PARKING DEDUCTION CLEARING FUND	9234	1,432.94	1,386.00	96.7%	0.00	0.0%	46.94	
7. MOTOR VEHICLE FUND - 6118	6000	30,258.07	1,927.31	6.4%	0.00	0.0%	28,330.76	
TOTAL - CASH FLOW								\$233,444.67



SCC/NRCS Cooperative Agreement Overview

EQIP Streambank Restoration Technical Assistance

Agreement signed Sept. 2005

\$1,033,811 in TSP Cost (Survey, Design, Oversight, and Checkout) allocated to date. This figure also includes the SCC administrative cost (\$55,000) and the SCC project indirect cost (\$93,980)

69 EQIP Streambank Projects are currently under contract covered by the TSP Cooperative Agreement

33 EQIP Streambank Projects are constructed (TSP complete)

The SCC received 7 Federal FY 2010 EQIP Streambank Projects in August 2010.

Bid Opening was on Nov. 16, 2010. The contract has not yet been awarded.

The Watershed Institute and Wildhorse Riverworks have been the two TSP sub-contractors to date.

The Cooperative Agreement with the NRCS expired Sept. 30, 2010

All current projects will continue to be administered under the cooperative agreement.

An announcement from the NRCS is expected soon advertising for a new Cooperative Agreement.

STATE CONSERVATION COMMISSION

WATER SUPPLY RESTORATION PROGRAM

Nov 21, 2010

By Hakim Saadi, P.E.

A. The Pilot Project: Mission Lake, City of Horton

1. Background

- Built in 1924 as a Water Supply for the City of Horton
- Ceased serving as a Water Supply in 1999 (Water Quantity & Quality)
- Original surface area (lake) 169 ac.
- Original storage capacity 1,866 ac-ft.
- 2007 surface area (KBS) 124 ac.
- 2007 storage capacity (KBS) 1,036 ac-ft.

2. Activities

- Main CDF (Low Hazard Dam: 52 ft. high, 4,055 ft. long Length) construction completed in October 2009
- Groundbreaking celebration on October 7, 2009
- Dredge started 2nd week of October 2009
- Dredge stopped from Dec 12, 2009 to Mar 31, 2010 due to fridge temperatures.
- Slurry pumping rate ranged from 7,500 to 10,000 CY per 24 hr shift.
 - Solids: 20-28 %
 - Liquid: 72-80 %
- A secondary CDF₂ was completed on July 2010 (40 ac-ft)
- Dredge completed on August 29, 2010
- Main CDF seeding and stabilizing in progress:
 - Awaiting on NPDES permits closures, and
 - DWR Notice of proof and completion.

3. Funding & Costs

➤ SCC	\$2,600,000
➤ City of Horton	\$4,000,000
	<hr/>
	\$6,600,000
➤ Dredge	\$4,000,000
➤ CDF & Land Acquisition	\$1,935,000
➤ Engineering	\$450,000
	<hr/>
	\$6,385,000

B. The Washington County Rural Water District No.1

- The Low Head Dam across the Big Blue River restoration was deemed not feasible as the September 2009 Preliminary Engineering Report [PER].
- Alternative for cost-effective water supply [SCC, KWO, KRWA & RWD1].
- Identified 3 properties nearby where to test drill, with the assistance of Bob Vincent (Hydrologist from Wichita)
- Two test wells were drilled, cleaned and pumped. One well was deemed not adequate as the water level dropped quickly. Bob Vincent recommended pumping the well for 48 hr to see if the taste disappear.
- Samples were sent to ServiTech Lab for testing (high in iron by taste).
- Still waiting!

C. Augusta City Lake

- Letter of Intent (LOI) received
- LOI on Public Notice on July 15, 2010
- Agreement between the City and the State executed, on October 18, 2010
- SCC and City of Augusta and engineering met

FY 2011 WSRP budget appropriated: \$653,673, [\$283,000 on contract, the balance will be on the amendment, if no lapses occur].



Natural Resources Conservation Service
760 South Broadway
Salina, Kansas 67401-4604

Phone: 785-823-4500
FAX: 785-823-4540
www.ks.nrcs.usda.gov

**NRCS HIGHLIGHTS OF ACTIVITIES
for the
KANSAS ASSOCIATION OF CONSERVATION DISTRICTS
and the
STATE CONSERVATION COMMISSION
WICHITA, KANSAS
NOVEMBER 21, 2010**

PERSONNEL

New Hires: Ryan W. Boggs, Soil Conservation Technician, South Hutchinson
Mathew F. Rigdon, Contract Specialist, Salina State Office (SO)
Jason D. Smith, Soil Conservation Technician, Goodland
Nicole L. Wence, Office Assistant, Manhattan Area Office (AO)

Reassignments: Adam R. Elliott, Soil Conservationist, South Hutchinson to District
Conservationist, Ashland

Promotions: Benjamin J. Allen, Soil Conservationist, Dickinson, North Dakota to Soil
Conservationist, South Hutchinson
Gayle L. Benfer, Resource Conservationist, Salina SO to Assistant State
Conservationist for Programs, Salina SO
Kris R. Ethridge, Supervisory District Conservationist, York, Nebraska, to
Resource Conservationist, Manhattan AO
Mark E. Stacey, Civil Engineer, Stillwater, Oklahoma, to Agricultural
Engineer, Hutchinson AO

OPERATIONS

- Cooperative Agreement Update
 - Oberlin and Ulysses Pheasants Forever (PF) biologists positions filled—completes currently agreed-to positions
 - Ryan Deiner started November 15 in Oberlin
 - Adam Kester will start December 20 in Ulysses
 - PF also working with the Kansas Department of Wildlife and Parks (KDWP) to fill positions in Abilene, Winfield, and Ness City shortly after first of January
 - All biologists, regardless of funding mechanism, are expected to produce the same expectations to meet NRCS and partner needs including conservation planning, sales of all conservation programs, and technical assistance
 - Natural Resources Conservation Service (NRCS) and State Conservation Commission (SCC) met with Bourbon, Allen, and Neosho counties to establish SCC soil conservation

- technician (SCT) position for Iola Management Unit (position was scheduled for the Columbus Management Unit but decided to not participate in the program)
- SCC SCTs undergoing extensive training by NRCS and partners
 - Tool-Kit training, SCC and KDWP programs training, and Kansas Department of Health and Environment Watershed Restoration and Protection Strategy projects training
 - SCC SCTs will now be required to provide monthly reports of projects, programs, and practices they have assisted with
- All supervisory district conservationist (SCD) meeting held in early November covered management, communication, and leadership training; sharing of management successes and failures; and answering SDC questions on specific issues
- Conservation district employees training planned for January
 - Tool-Kit, ProTracts, and e-contracts to further assist NRCS with conservation plan and program administration
 - NRCS hopeful that those conservation districts that have offered to be of additional assistance will attend to help fully meet the requirements of the Local Operating Agreement

PROGRAMS

- Conservation Security and Conservation Stewardship Programs (CSP)
 - Currently CSP payments are being made for both Security and Stewardship contracts with 90% of payments made by December 15
 - January 7, 2011, deadline announced by national news release for anyone interested in participating in Stewardship sign-up period 1 for fiscal year (FY) 2011
- Environmental Quality Incentives Program (EQIP)
 - See attached maps for EQIP and Agricultural Water Enhancement Program (AWEP) accomplishments
 - FY 2011 allocation of \$19.7 million received
 - \$1.4 million set aside for Organic
 - \$1 million set aside for Cooperative Conservation Partnership Initiative (CCPI)
 - \$500,000 set aside for the Lesser Prairie-Chicken Initiative (LPCI)
 - Cut-off date for ranking of FY 2011 applications was November 15, 2010, with funding decisions to be made in mid February
- Wildlife Habitat Incentives Program (WHIP)
 - See attached maps for WHIP accomplishments
 - FY 2011 allocation of \$1.9 million received
 - Approximately \$73,000 set aside for CCPI
 - \$1.5 million reserved for the LPCI
 - Cut-off date for ranking FY 2011 applications was November 15, 2010, with funding decisions to be made in mid February
- Wetlands Reserve Program (WRP)
 - Kansas completed a record year this past fiscal year 2010 with WRP enrollment number and acres--23 applications enrolled encompassing 3,421 acres
- Farm and Ranch Lands Protection Program (FRPP)
 - Kansas achieved a milestone with the Farm and Ranch Land Protection Program in FY 2010

- With FY 2010 enrollments, Kansas now has over 30,000 acres (31,331 acres to be exact) protected from conversion to non agricultural use in perpetuity through partnerships with non-governmental land trusts
- Grassland Reserve Program (GRP)
 - More than 12,300 acres from 18 accepted offers in FY 2010 (although roughly 3,400 acres from one enrollment may be withdrawn in the near future)
 - If all enrolled acres are closed on, Kansas will have over 38,000 acres of grassland protected
 - Kansas should close on its (and to my knowledge the nation's) first GRP Cooperative Agreement by the end of the calendar year
- Watershed Operations: ARRA Funding
 - Constructed 1 new Floodwater Retarding Dam (Lyons Creek Site 15 in Morris County, financial assistance \$752,053)
 - Repaired the slope failure on Big Caney Site 18 in Cowley County, financial assistance \$324,627
 - Repaired severe erosion along the front slope of Wet Walnut Site 53 in Ness County, financial assistance \$212,204
- Watershed Rehabilitation
 - Assistance is currently being provided to 3 structures to bring them up to current high hazard safety standards
 - Switzler Creek Site 7—Expect to obligate funds for construction before December 1st with construction starting this fall or next spring
 - Spring Creek Site R-1—Plan/Environmental Assessment is being finalized and will be submitted to the Chief for approval by the end of December. Design will be completed by the fall of 2011 with construction to start in fall of 2011 or spring of 2012
 - Wakarusa—Plan/Environmental Assessment is being finalized and will be submitted to the Chief for approval shortly after the first of the year. Design is currently being developed with construction expected to start in the summer of 2011
- Emergency Watershed Protection (EWP) Program
 - In 2008, flooding in southeast Kansas caused auxiliary spillway damage to approximately 95 dams—EWP funding was approved to complete these repairs and the final 22 sites were completed in 2010
 - Currently EWP assistance is being provided to Lincoln County for streambank stabilization around 4 county bridges and to Jewell County to remove debris that is blocking the stream at 2 bridges
 - We will be submitting EWP applications to NHQ this week on 10 sites in 6 counties (Lafayette, Cherokee, Crawford, Chautauqua, Linn, and Dickinson)—total financial assistance requested \$254,000

TECHNOLOGY

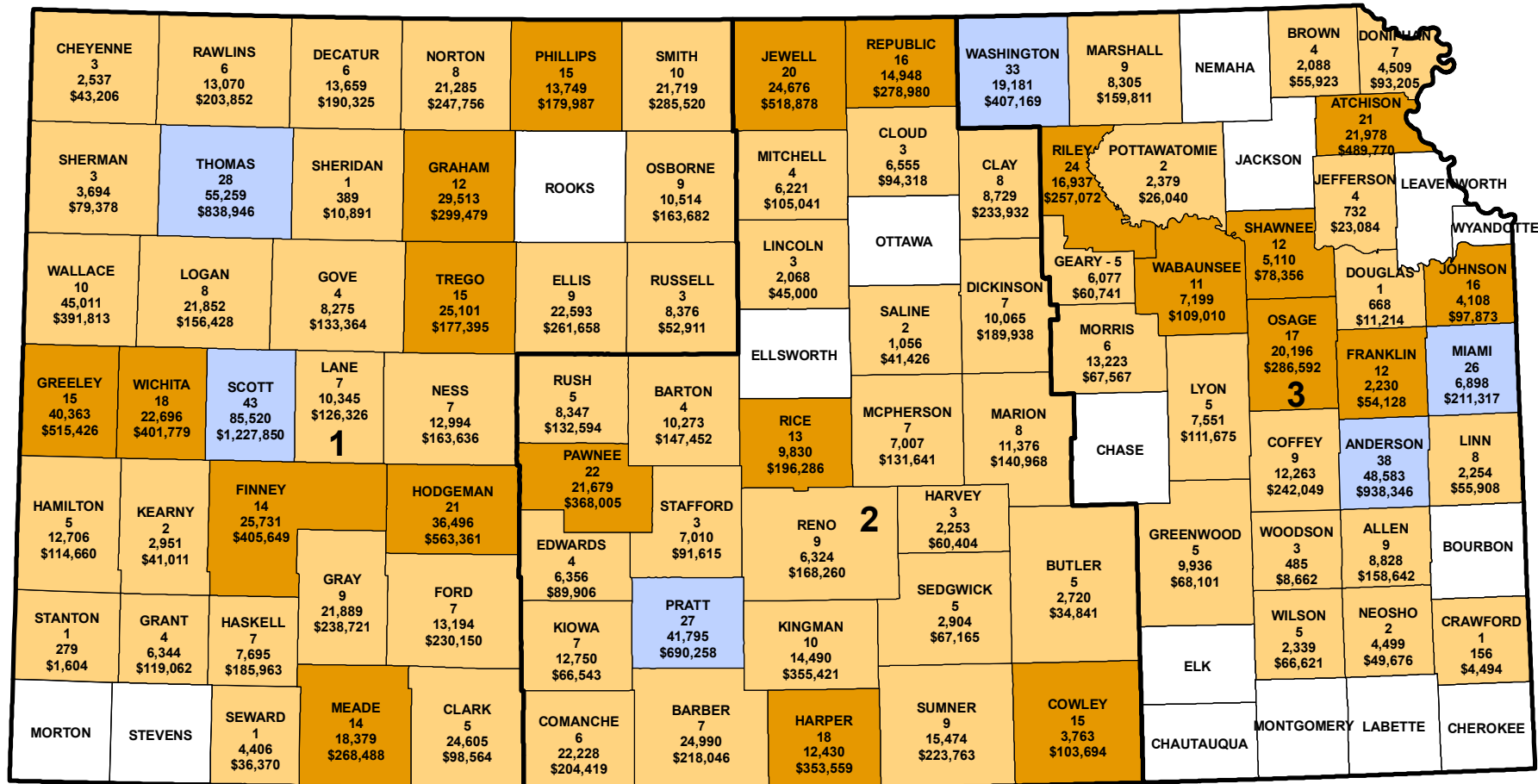
- State Conservation Commission (SCC) Streambank Agreement
 - One project has been designed
 - Seven projects in various states of construction with 2 of them in the checkout phase
 - Surveys of the remaining FY 2008 and 2009 projects will be completed this month—17 projects are in the design phase
 - Six FY 2010 EQIP streambank protection projects are out for bids

- The construction of 3 projects and the design of 1 project have been suspended because of ownership issues on the Kansas River
- Architect and Engineer (A&E) Contracts
 - Eight of the 9 task orders issued for the design of animal waste management systems are in the design phase (1 task order will be cancelled as the owner cancelled his EQIP contract)

OUTREACH

- News releases issued on EQIP/WHIP signups (cutoff date November 15, 2010) and for Conservation Stewardship Program signup (cutoff date January 7, 2011)
 - Radio interviews promoted all signups.
- NRCS Exhibits
 - Kansas Cattlemen's Association--Nov 19-20
 - Kansas Association of Conservation Districts Annual Meeting--November 21-23
 - Great Plains Vegetable Growers Conference—January
 - Kansas Natural Resources Conference--January 20-21
 - Kansas Farm Bureau Young Farmers--January 29-31
 - Women Managing the Farm--February 11-12
- New Recruitment exhibit has been used heavily for recruiting and outreach events
- NRCS is running daily radio spots promoting conservation planning on KFRM during a weather segment
- NRCS will be holding a meeting December 9 for ag and conservation groups to focus on a review of the past year and suggest improvements

Fiscal Year 2010 - Kansas Conservation Stewardship Program Contracts Approved*



NRCS Administrative Areas

1st No. = Number of Contracts
2nd No. = Number of Acres
3rd No. = Number of Dollars

* Includes sign-ups 1 and 2

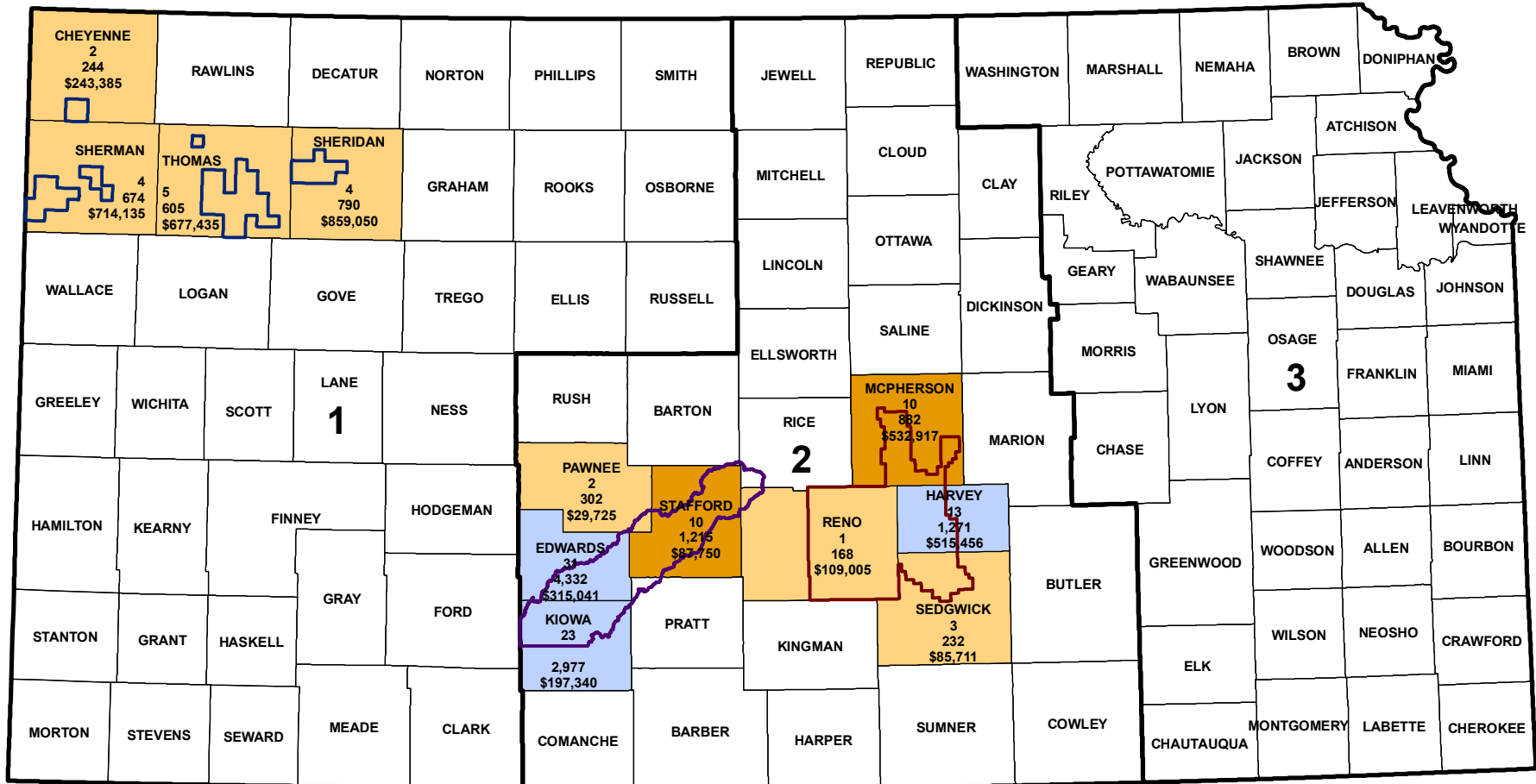
Area	No. of Contracts	Acres	Dollars Obligated
1	330	663,189	\$ 8,455,211
2	250	318,317	\$ 5,352,353
3	295	238,712	\$ 4,193,046
Total	875	1,220,218	\$18,000,610



Contracts Approved

- 0
- 1 - 10
- 11 - 25
- > 25

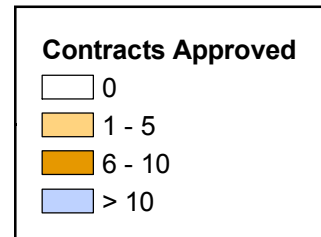
Fiscal Year 2010 - Kansas Agricultural Water Enhancement Program Contracts Approved



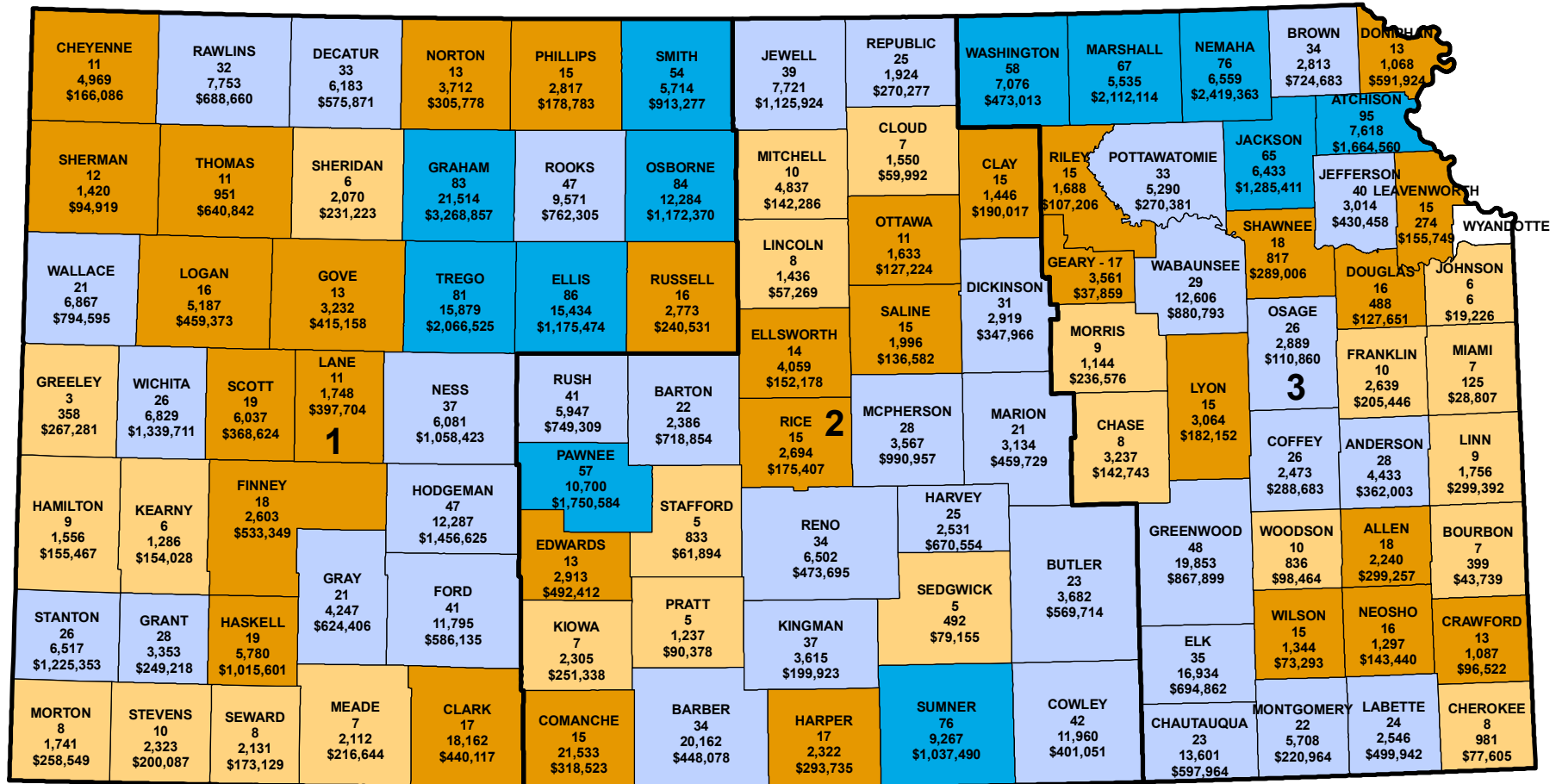
- Groundwater Management District 2
- Groundwater Management District 4
- Groundwater Management District 5
- NRCS Administrative Areas

1st No. = Number of Contracts
2nd No. = Number of Acres
3rd No. = Number of Dollars

GMD	No. of Contracts	Acres	Dollars Obligated
2	27	2,553	\$1,243,089
4	15	2,313	\$2,494,005
5	66	8,826	\$ 629,856
Total	108	13,692	\$4,366,950



Fiscal Year 2010 - Kansas Environmental Quality Incentives Program Applications Received*




NRCS Administrative Areas

1st No. = Number of Applications
 2nd No. = Number of Acres
 3rd No. = Number of Dollars

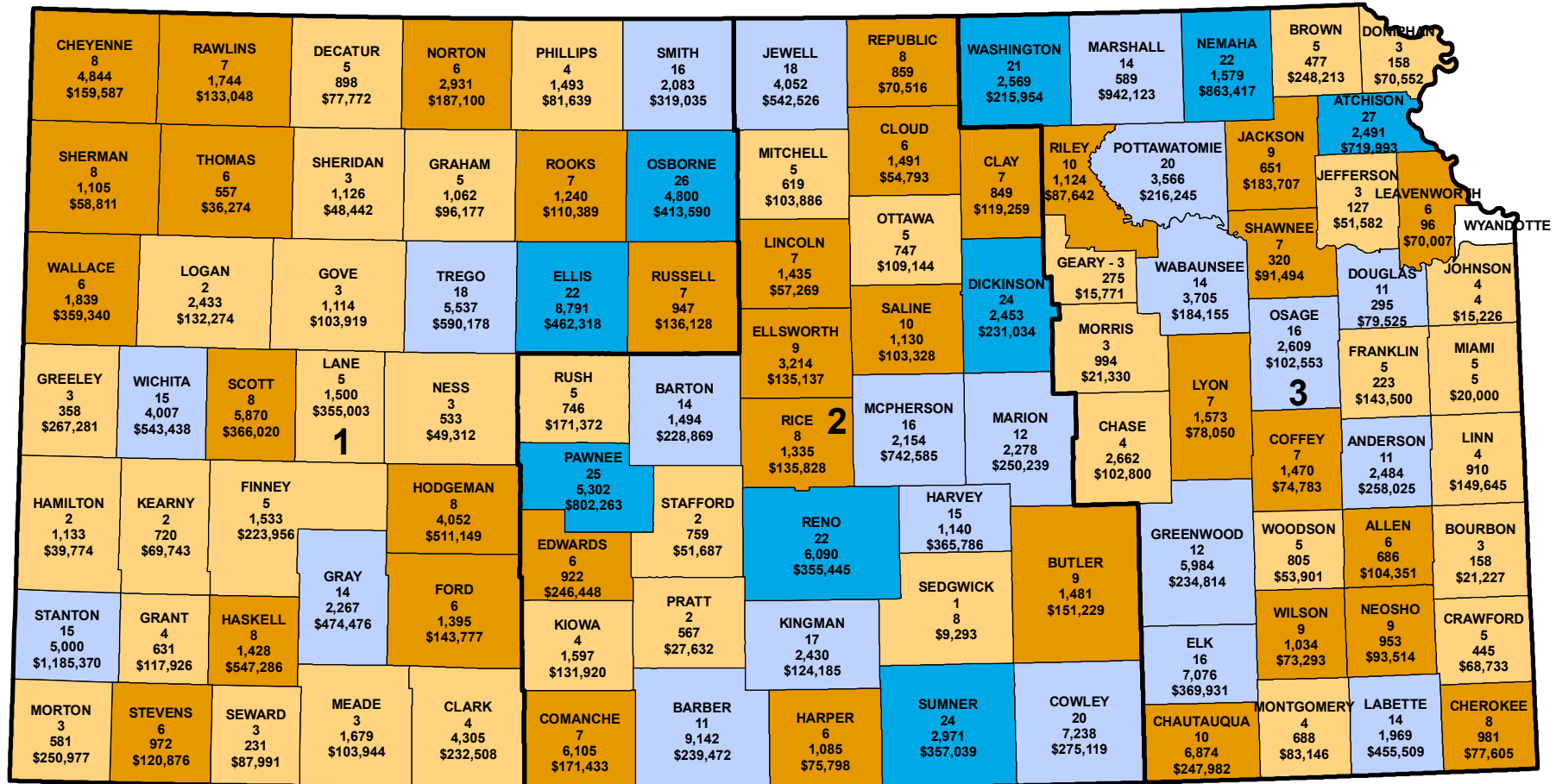
* Includes eligible, ineligible and cancelled applications and all initiatives (Cooperative Conservation Partnership Initiative, Lesser Prairie-Chicken Conservation Initiative, Ogallala and Organic)

** Not all applications had recorded dollars requested

Area	No. of Applications	Acres	Dollars Requested**
1	995	225,276	\$24,871,078
2	697	147,303	\$12,842,495
3	974	153,432	\$17,160,010
Total	2,666	526,011	\$54,873,583



Fiscal Year 2010 - Kansas Environmental Quality Incentives Program Contracts Approved*

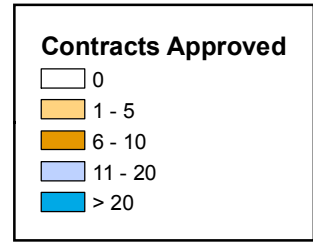


NRCS Administrative Areas

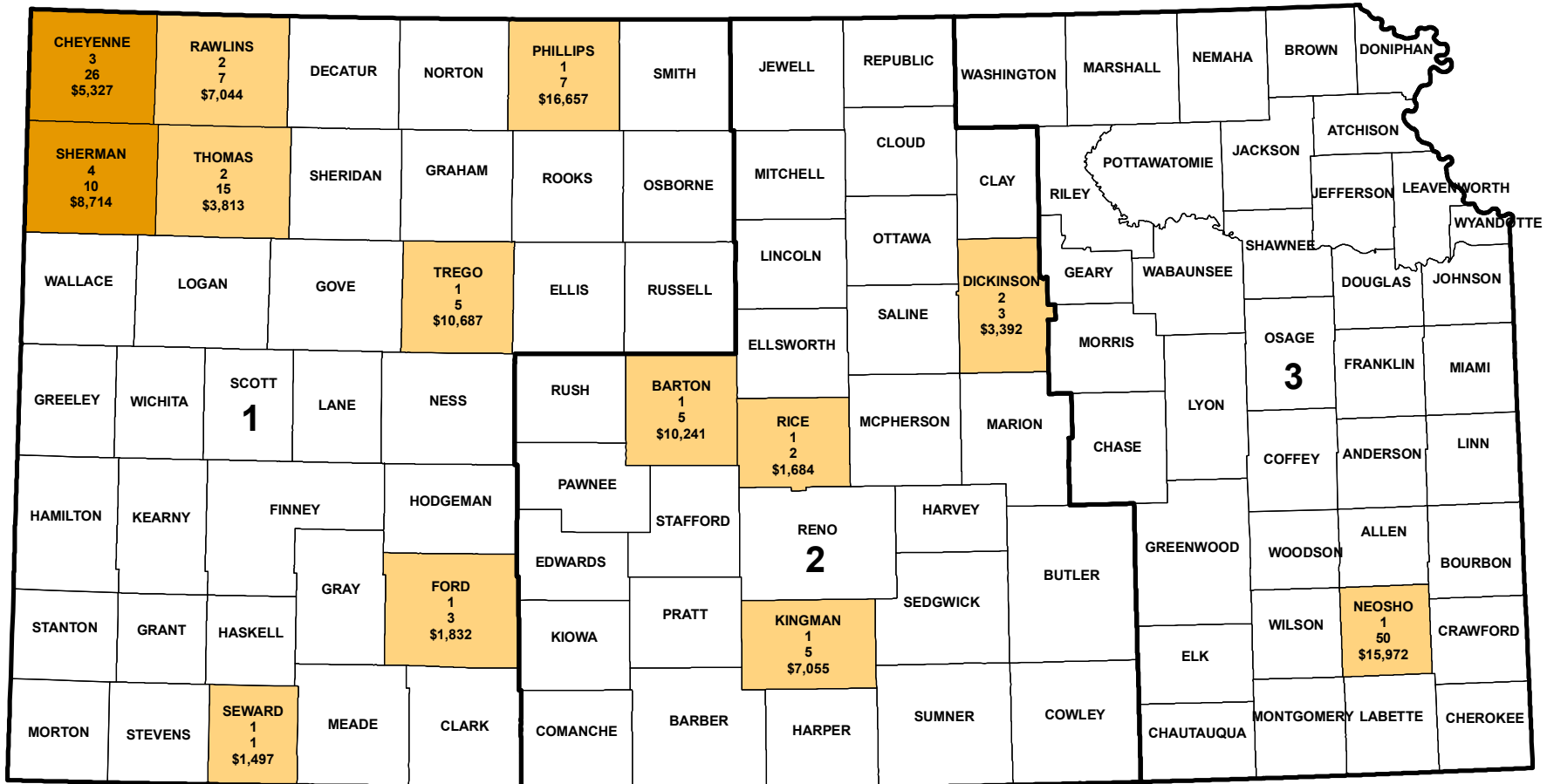
1st No. = Number of Contracts
2nd No. = Number of Acres
3rd No. = Number of Dollars

* Includes all initiatives (Cooperative Conservation Partnership Initiative, Lesser Prairie-Chicken Conservation Initiative, Ogallala and Organic)

Area	No. of Contracts	Acres	Dollars Obligated
1	276	82,739	\$ 9,196,828
2	325	71,693	\$ 6,440,534
3	342	58,609	\$ 6,890,298
Total	943	213,041	\$22,527,660



Fiscal Year 2010 - Kansas Environmental Quality Incentives Program Cooperative Conservation Partnership Initiative* Contracts Approved



— NRCS Administrative Areas

1st No. = Number of Contracts
2nd No. = Number of Acres
3rd No. = Number of Dollars

* Includes Forested Riparian Buffers and Shelterbelt Renovation

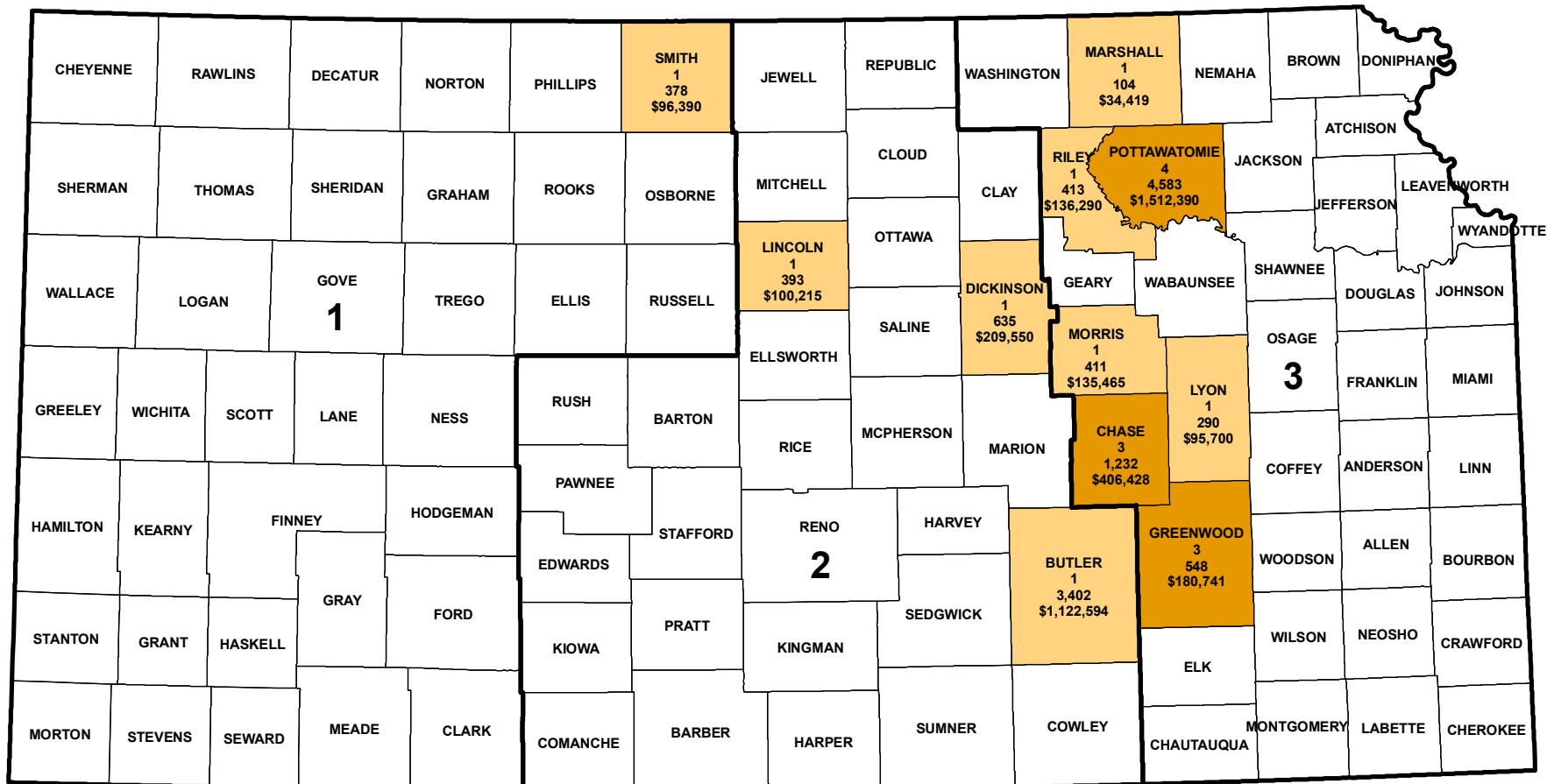
Area	No. of Contracts	Acres	Dollars Obligated
1	15	74	\$55,571
2	5	15	\$22,372
3	1	50	\$15,972
Total	21	139	\$93,915



Contracts Approved


- 0
- 1 - 2
- > 2

Fiscal Year 2010 - Kansas Grassland Reserve Program Agreements Enrolled

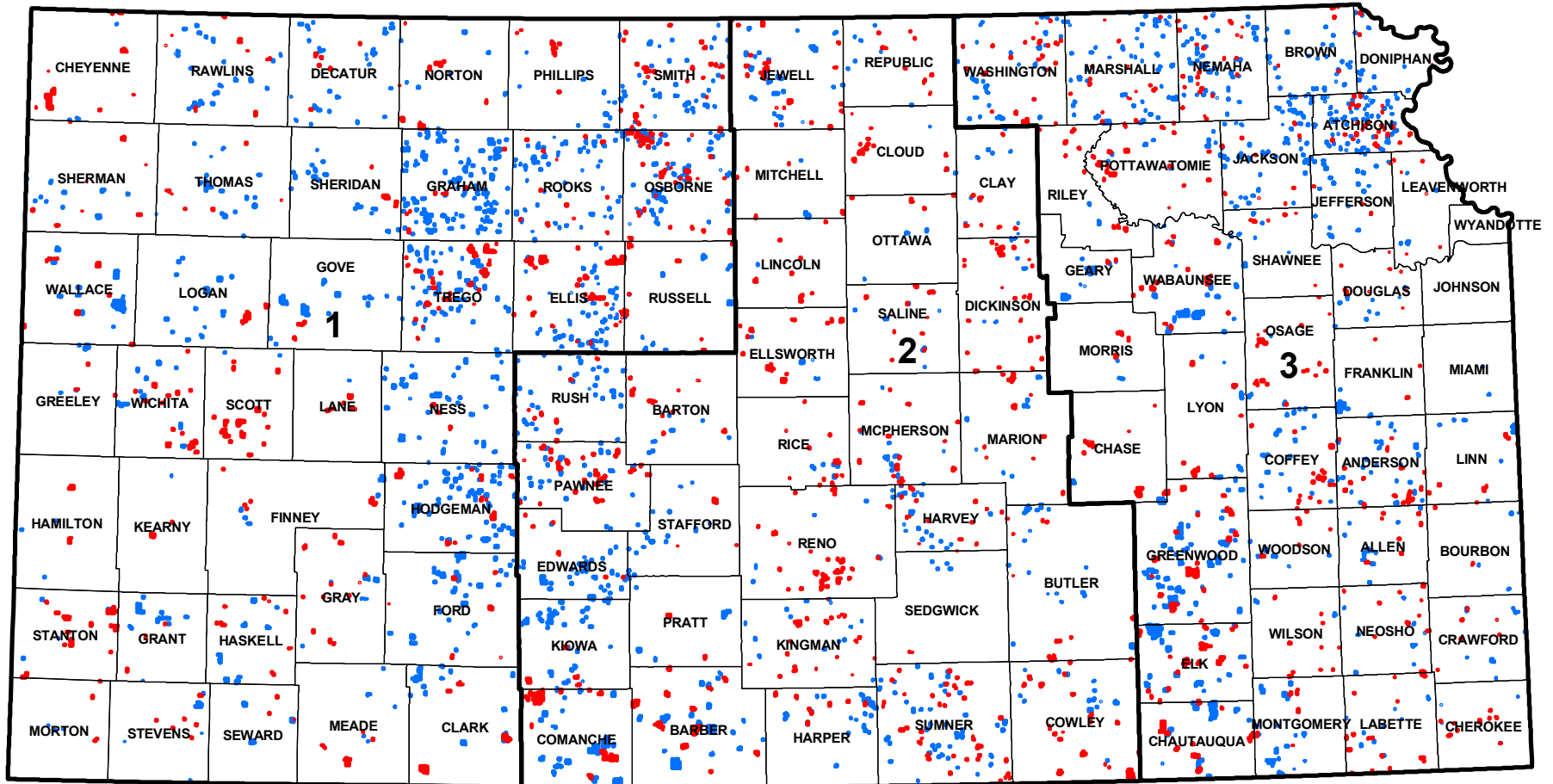


— NRCS Administrative Areas
 1st No. = Number of Agreements
 2nd No. = Number of Acres
 3rd No. = Number of Dollars

Area	No. of Agreements	Acres	Dollars Obligated
1	1	378	\$ 96,390
2	3	4,430	\$1,432,359
3	14	7,581	\$2,501,433
Total	18	12,389	\$4,030,182



Fiscal Year 2010 - Kansas Environmental Quality Incentives Program Application Status



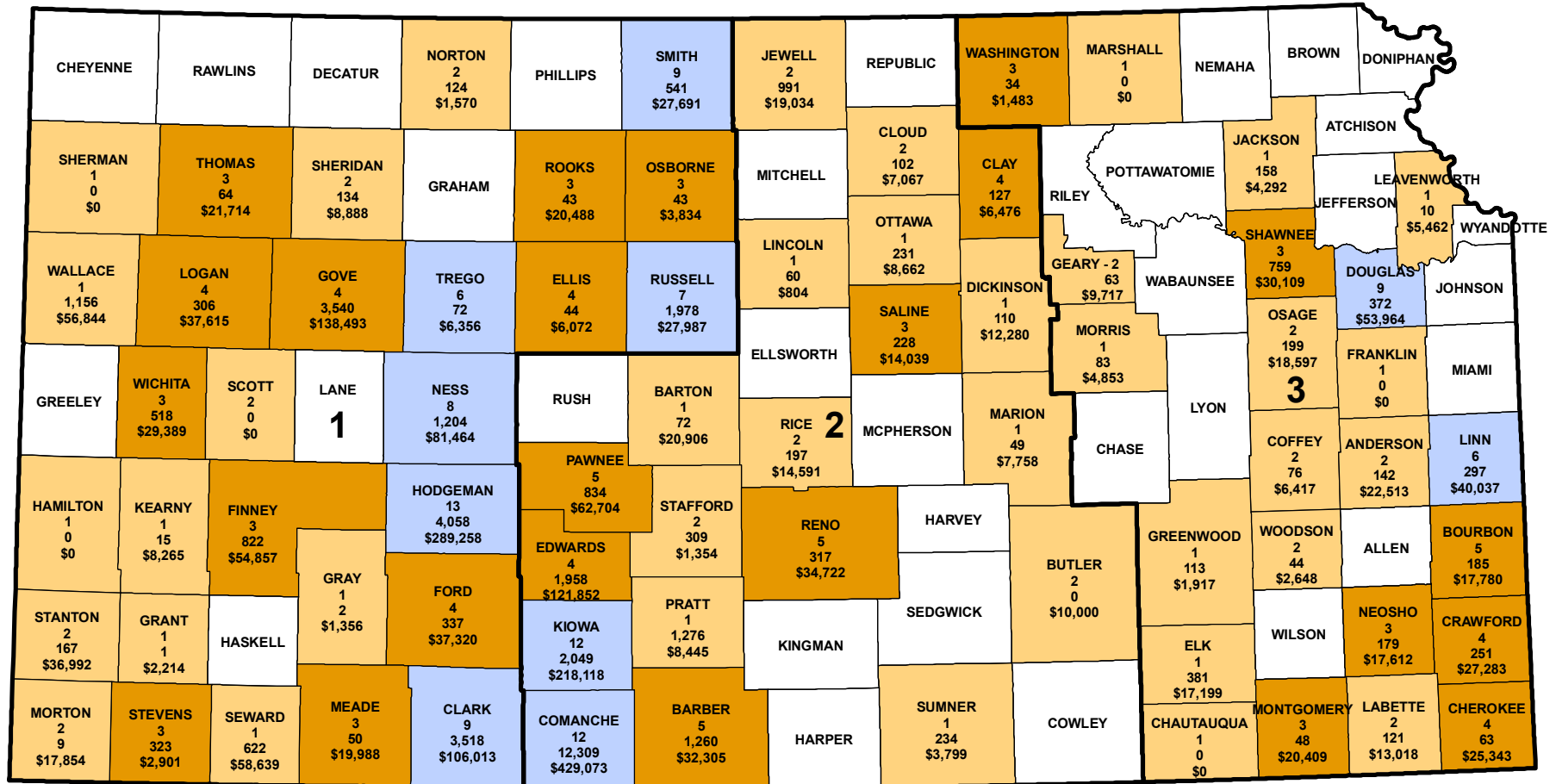
— NRCS Administrative Areas

Application Status

- Approved
- Requested



Fiscal Year 2010 - Kansas Wildlife Habitat Incentives Program Applications Received*



NRCS Administrative Areas

1st No. = Number of Applications
2nd No. = Number of Acres
3rd No. = Number of Dollars

* Includes eligible, ineligible, cancelled, and Lesser Prairie-Chicken Initiative applications

** Not all applications had recorded dollars requested

Area No. of Applications Acres Dollars Requested**

1 106 19,691 \$1,104,062
2 67 22,713 \$1,033,989
3 60 3,578 \$ 340,653

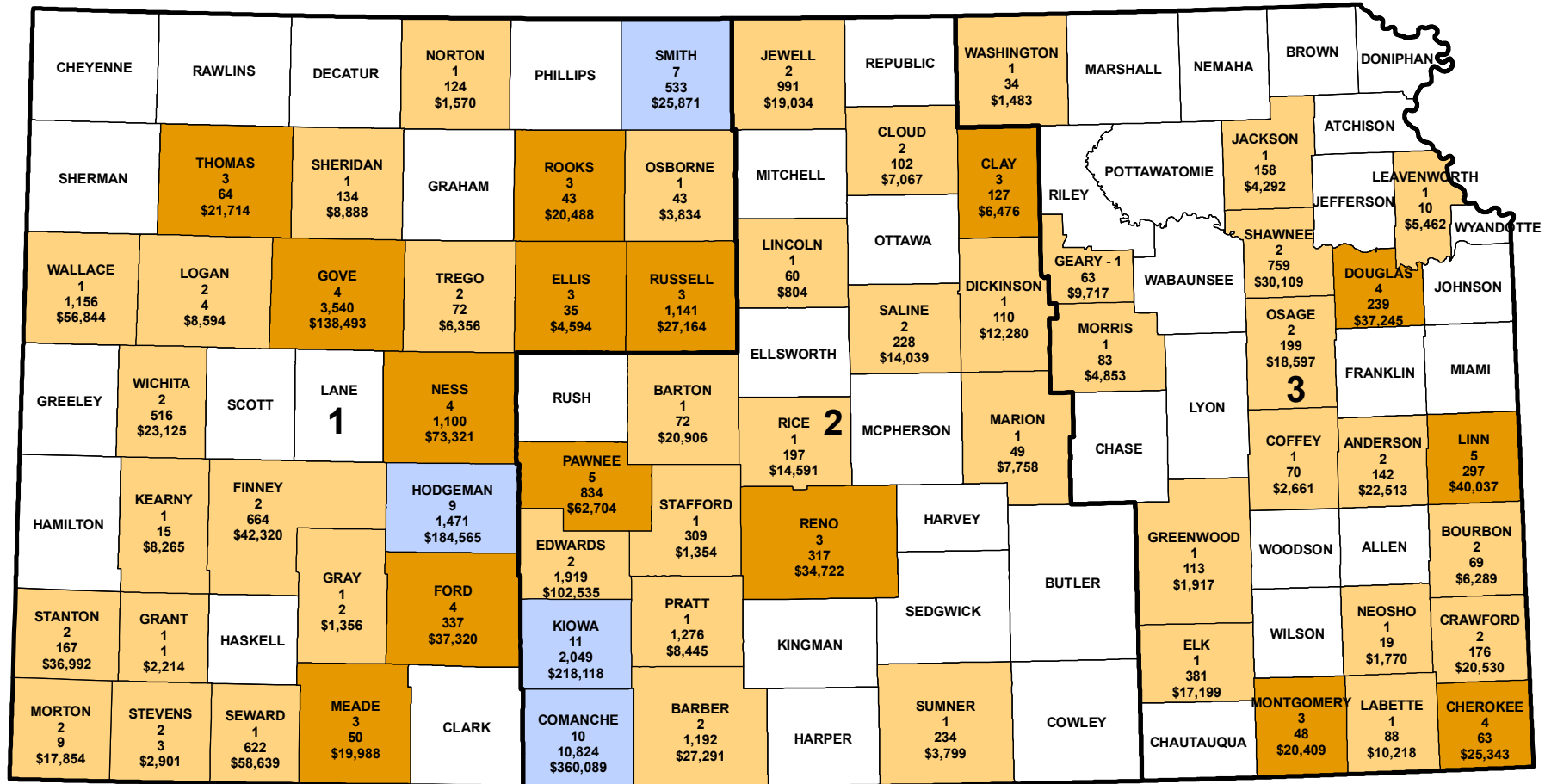
Total 233 45,982 \$2,478,704



Applications Received

- 0
- 1 - 2
- 3 - 5
- > 5

Fiscal Year 2010 - Kansas Wildlife Habitat Incentives Program Contracts Approved*

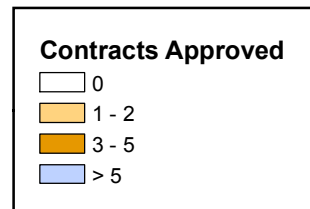


— NRCS Administrative Areas

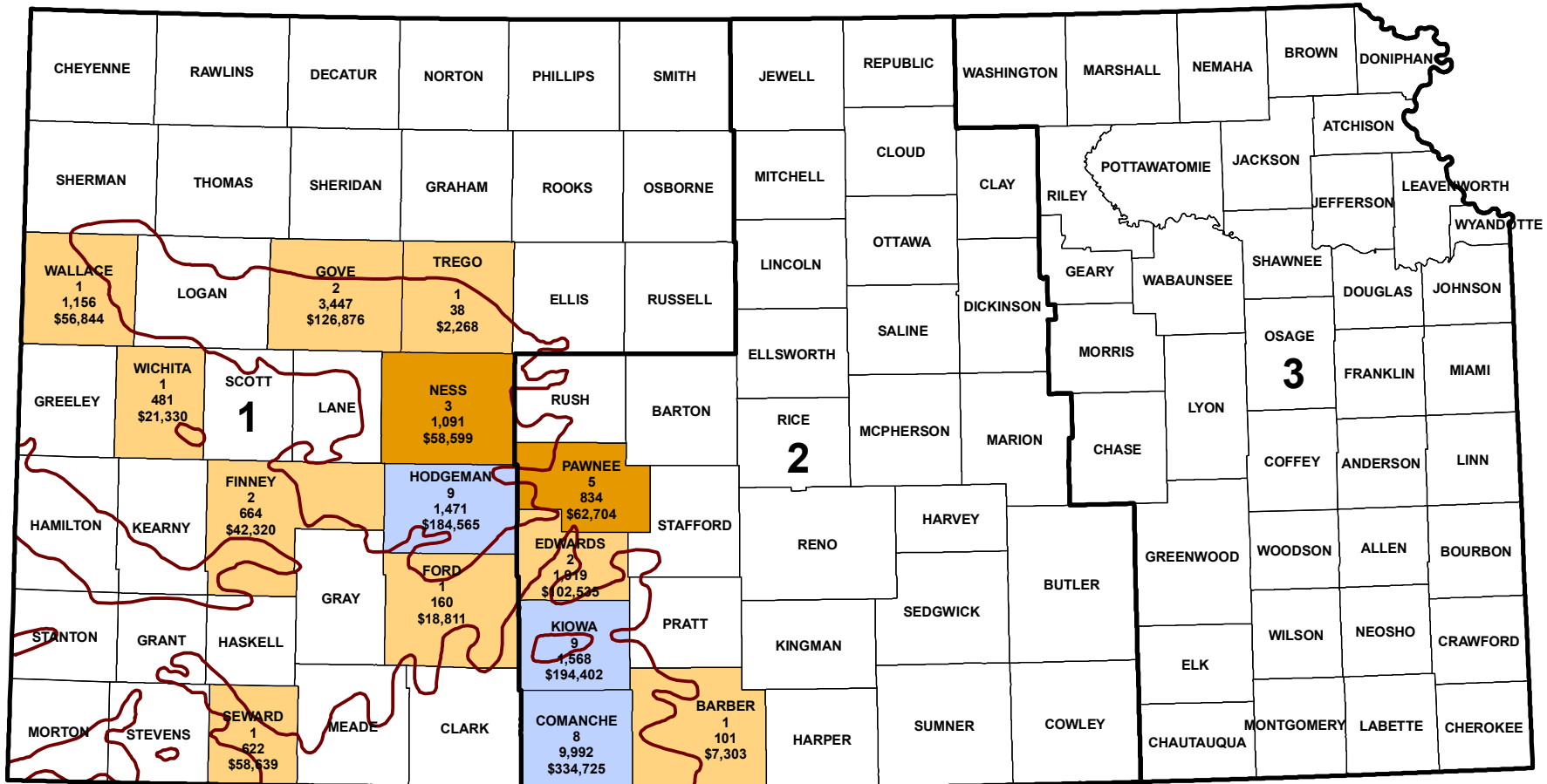
1st No. = Number of Contracts
2nd No. = Number of Acres
3rd No. = Number of Dollars

* Includes Lesser-Prairie Chicken Initiative Contracts

Area	No. of Contracts	Acres	Dollars Obligated
1	65	11,846	\$ 833,270
2	50	20,890	\$ 922,012
3	36	3,011	\$ 280,644
Total	151	35,747	\$2,035,926




Fiscal Year 2010 - Kansas Wildlife Habitat Incentives Program Lesser Prairie-Chicken Conservation Initiative Contracts Approved



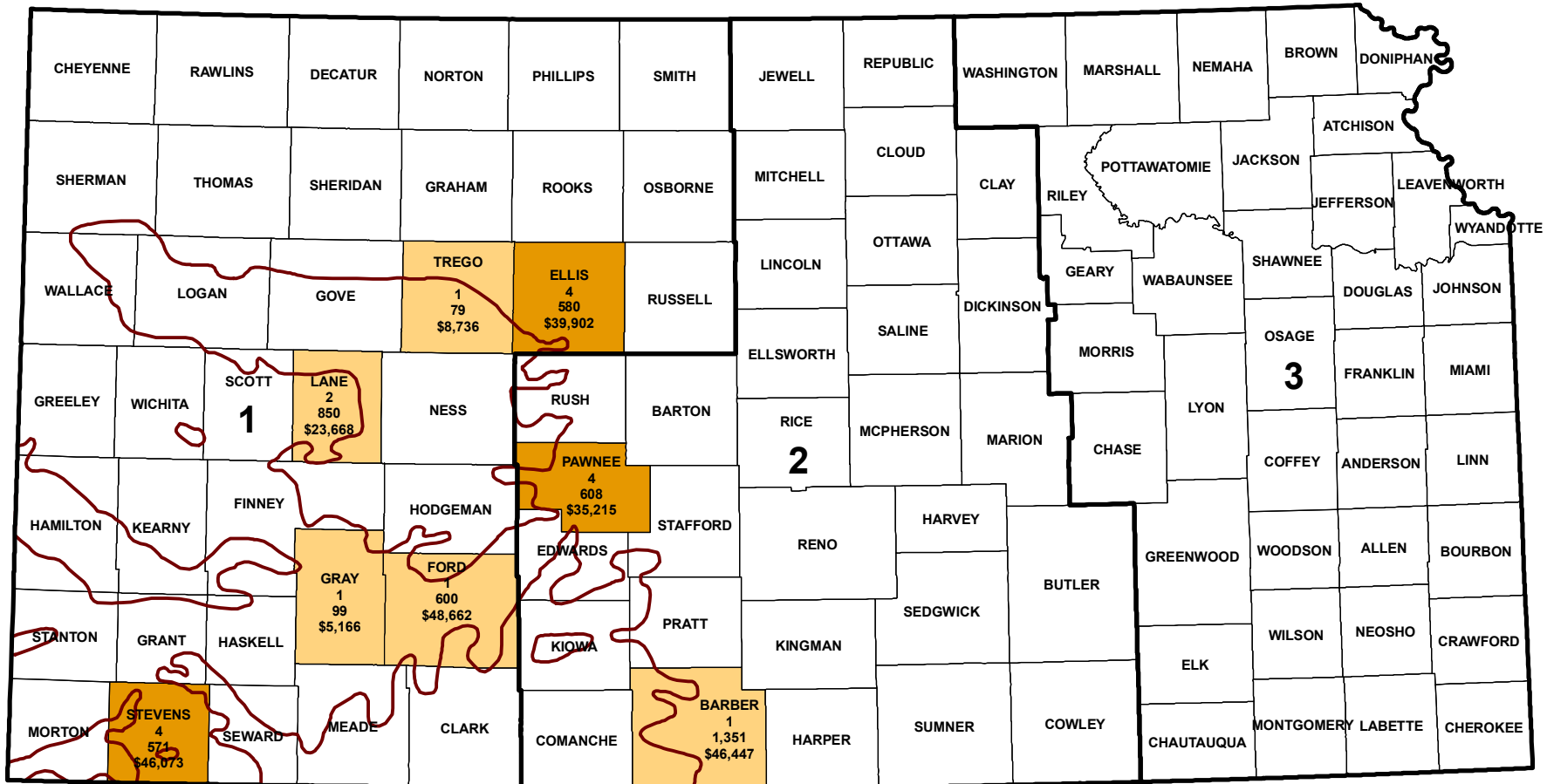
— Lesser Prairie-Chicken Boundary
— NRCS Administrative Areas

1st No. = Number of Contracts
2nd No. = Number of Acres
3rd No. = Number of Dollars

Area	No. of Contracts	Acres	Dollars Obligated
1	21	9,130	\$ 570,252
2	25	14,414	\$ 701,669
3	0	0	\$ 0
Total	46	23,544	\$1,271,921



Fiscal Year 2010 - Kansas Environmental Quality Incentives Program Lesser Prairie-Chicken Conservation Initiative Contracts Approved



— Lesser Prairie-Chicken Boundary
 — NRCS Administrative Areas

1st No. = Number of Contracts
 2nd No. = Number of Acres
 3rd No. = Number of Dollars

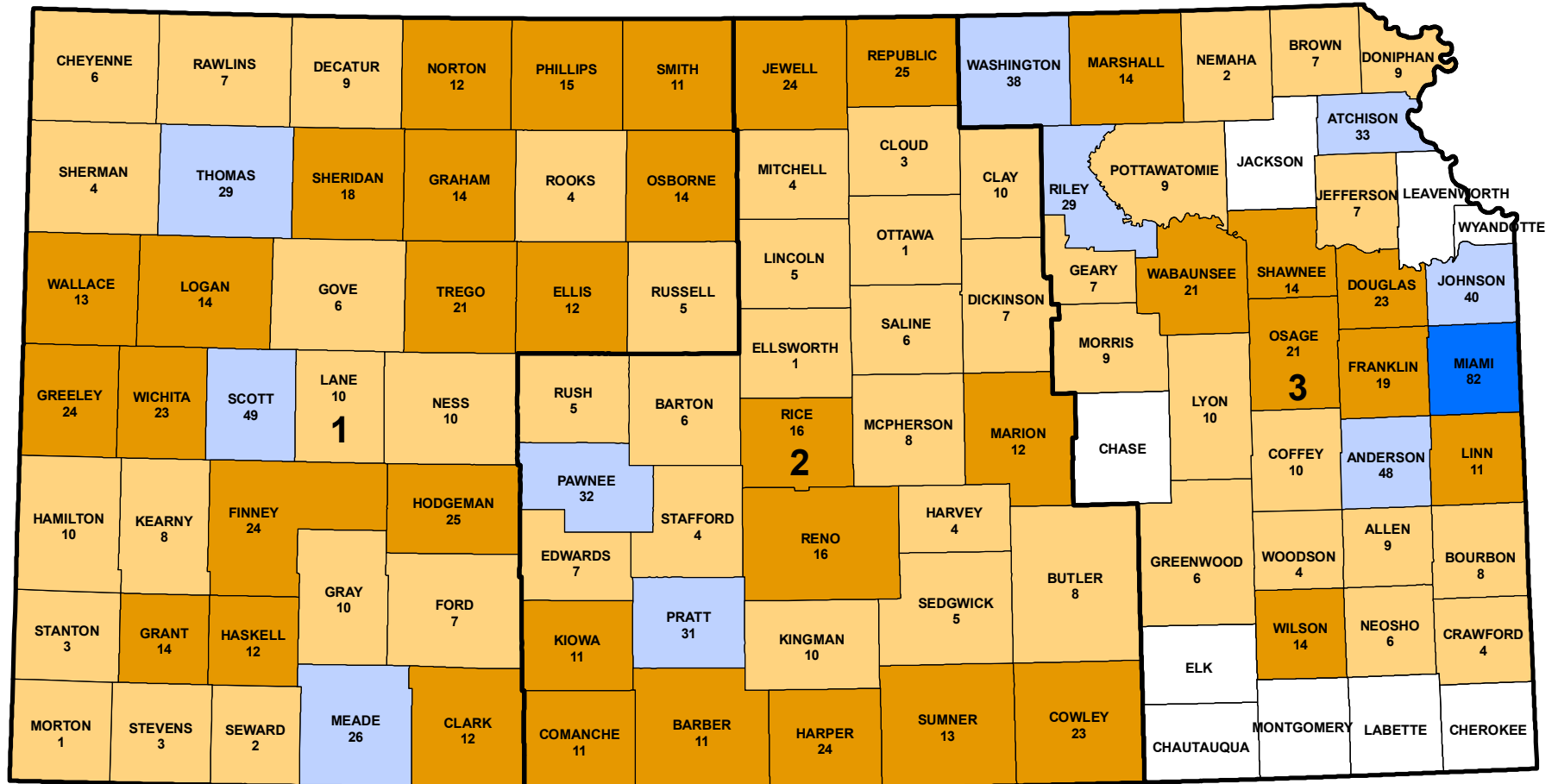
Area	No. of Contracts	Acres	Dollars Obligated
1	13	2,779	\$172,207
2	5	1,959	\$ 81,662
3	0	0	\$ 0
Total	18	4,738	\$253,869



Contracts Approved

- 0
- 1 - 2
- > 2

Fiscal Year 2010 - Kansas Conservation Stewardship Program Applications Received*



— NRCS Administrative Areas
 1st No. = Number of Applications
 * Includes sign-ups 1 and 2

Area	No. of Applications
1	487
2	343
3	514
Total	1,344

